

# catalogo generale

2020



# COLLECTION2020

La nostra fonte di ispirazione è la natura, inesauribile moltiplicatrice di progettualità capace di generare prodotti sensibili e di una qualità superiore, pensati e disegnati nel totale rispetto dell'ambiente che li circonda.

Andando a miscelare la creatività che la natura stessa ci ispira con la potenzialità della tecnologia digitale ci è possibile sviluppare prodotti con caratteristiche estetiche e funzionali capaci allo stesso tempo di salvaguardare emozionalità e matericità, permettendoci di dare vita a forme, colori, superfici e decori pensati per la progettazione di architetture e spazi contemporanei e allo stesso tempo sostenibili.



Our source of inspiration is nature, inexhaustible multiplier of planning abilities, able to generate sensitive products of superior quality, conceived and designed with the utmost respect for the surrounding environment. By combining the creativeness suggested by nature with the potentials of digital technology, we can develop products with aesthetic and functional characteristics that are able to safeguard emotionality and materiality, allowing us to give life to shapes, colours, surfaces and décors conceived for the planning of architectures and spaces that are both contemporary and sustainable.

Notre source d'inspiration est la nature, en mesure de multiplier les projets à l'infini pour engendrer des produits sensibles et de qualité supérieure, pensés et dessinés dans le plus grand respect de l'environnement. Si l'on combine la créativité que la nature nous inspire fréquemment avec la potentialité de la technologie numérique, il nous est possible de développer des produits ayant des caractéristiques esthétiques et fonctionnelles en mesure de préserver aussi bien le côté émotionnel que celui matériel en nous permettant de faire naître des formes, couleurs, surfaces et décorations conçues pour la conception d'architectures et d'espaces contemporains qui soient en même temps soutenables.



Unsere Inspirationsquelle ist die Natur, die Projekte in Hülle und Fülle bereit hält. Daraus entstehen sensible, hochwertige Produkte, deren Planung und Entwurf in völligem Einklang mit der Raumumgebung stehen. Aus der Verbindung der aus der Natur geschöpften Kreativität und der Potentialität digitaler Technik entwickeln wir Produkte mit ästhetischen und funktionellen Eigenschaften, die sowohl Emotionalität als auch Objektcharakter bewahren. Dies gibt uns die Möglichkeit, Formen, Farben, Oberflächen und Dekore ins Leben zu rufen, die für die Planung von gegenwärtiger, aber gleichzeitig nachhaltiger Architektur und Raumgestaltung gedacht sind.

**“made in italy”**

CRZ64

CERAMICA SENSIBILE ITALIANA

# 2020



## CATALOGO**GENERALE**

GENERAL CATALOGUE

CATALOGUE GENERAL

GENERAL KATALOG

LEGNI



PIETRE



CEMENTI



CONTEMPORARY



# INDICE / INDEX

## GRES PORCELLANATO

PORCELAIN STONEWARE - GRÈS CÉRAMÉ - FEINSTEINZEUG



### LEGNI

- 008** LIGNUM
- 022** M-31
- 040** SLEEK
- 054** TREE
- 068** VALENTINO
- 086** VENICE



### PIETRE

- 110** BETON
- 124** KAMEN
- 144** PROVENCE



### CEMENTI

- 166** ATOMIUM
- 180** CHANDRA
- 198** EMOTION
- 232** MAISON
- 254** MEMENTO
- 274** NICE



### CONTEMPORARY

- 316** DEVA
- 334** LUNARE
- 346** MANOIR

**166** ATOMIUM



**110** BETON



**180** CHANDRA



**124** KAMEN



**316** DEVA



**198** EMOTION



**008** LIGNUM



**334** LUNARE



**022** M-31



**346** MANOIR



**232** MAISON



**254** MEMENTO



**274** NICE



**144** PROVENCE



**040** SLEEK



**054** TREE



**068** VALENTINO



**086** VENICE





# INDICE / INDEX A - Z

**GRES PORCELLANATO**

PORCELAIN STONEWARE - GRÈS CÉRAME - FEINSTEINZEUG

**MADE IN ITALY\***

<b>166</b>	ATOMIUM
<b>110</b>	BETON
<b>180</b>	CHANDRA
<b>124</b>	KAMEN
<b>316</b>	DEVA
<b>198</b>	EMOTION
<b>008</b>	LIGNUM
<b>334</b>	LUNARE
<b>022</b>	M-31
<b>346</b>	MANOIR
<b>232</b>	MAISON
<b>254</b>	MEMENTO
<b>274</b>	NICE
<b>144</b>	PROVENCE
<b>040</b>	SLEEK
<b>054</b>	TREE
<b>068</b>	VALENTINO
<b>086</b>	VENICE



# LIGNUM

---





LIGNUM



miele

20x120 rett. - 77/8" x 47 1/4"



# LIGNUM

---

miele

20x120 rett. - 7<sup>7</sup>/<sub>8</sub>" x 47<sup>1</sup>/<sub>4</sub>"  
30x120 rett. - 11<sup>13</sup>/<sub>16</sub>" x 47<sup>1</sup>/<sub>4</sub>"





LIGNUM



bianco

20x120 rett. - 7<sup>7</sup>/<sub>8</sub>" x 47<sup>1</sup>/<sub>4</sub>"





# LIGNUM

---

grigio

20x120 rett. - 77/8" x 47<sup>1/4</sup>"






**GRIGIO**



30x120 rett. - 11<sup>13/16</sup>"x47<sup>1/4</sup>" ● 100

2112983 BIANCO  
2112984 GRIGIO  
2112985 MIELE



20x120 rett. - 7<sup>7/8</sup>"x47<sup>1/4</sup>" ● 100

2082776 BIANCO  
2082777 GRIGIO  
2082778 MIELE - 2112991 MIELE GRIP

**FORMATI**  
SIZES / FORMATS / FORMATE

**GRES FINE PORCELLANATO COLORATO IN MASSA** / COLORBODY FINE PORCELAIN STONEWARE / GRÈS CÉRAME FIN COLORÉ DANS LA MASSE  
DURCHGEFÄRBTES FEINSTEINZEUG / GRES PORCELÁNICO FINO COLOREADO EN TODA LA MASA

## CARATTERISTICHE TECNICHE

Technical Features - Caracteristiques Techniques - Technische Eigenschaften



## PEZZI SPECIALI

TRIMS / PIECES SPECIALES / FORMTEILE

BATTISCOPA 6x60 - 2<sup>3</sup>/<sub>8</sub>" x 23<sup>5</sup>/<sub>8</sub>" ▲ 12

2082052 BIANCO  
2082053 GRIGIO  
2082055 MIELE



(PZxBOX 14)



**MIELE**



**BIANCO**

## **COLORI**

COLOURS / COULEURS / FARBEN



GRIGIO

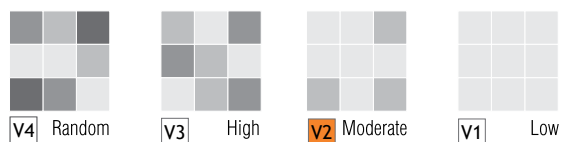


BIANCO





MIELE


## SHADE VARIATIONS



## IMBALLI E PESI

PACKING AND WEIGHT - EMBALLAGES ET POIDS - VERPACKUNG UND GEWICHT

Articolo Item Reference Artikel	Formato Size Format Format	 Pz.xScat. PiecesxBox Stk.xKrt. Pcs / Bte	Mq.xScat. SqmxBox M <sup>2</sup> / Bte QmxKrt.	PesoxScat. WeightxBox Poids / Bte(kg) GewichtxKrt(kg)	 Scat.xPal. BoxesxPal. Bte / Pal. Krt.xPal.	Mq.xPal. SqmxPal. M <sup>2</sup> / Pal. QmxPal.	PesoxPal. WeightxPal. Poids / Pal.(kg) GewichtxPal.(kg)
LIGNUM	30x120 Rett.	4	1,44	32,35	36	51,84	1164,60
LIGNUM	20x120 Rett.	4	0,96	19,56	36	34,56	704,16
LIGNUM GRIP	20x120 Rett.	4	0,96	19,56	36	34,56	704,16



# M-31

---







M-31



naturale

20x120 - 77/8" x47 1/4"



M-31

---

naturale

20x120 - 77/8" x 47 1/4"





M-31



miele

20x120 - 77/8" x47 1/4"



M-31

---

miele

20x120 - 7<sup>7</sup>/<sub>8</sub>" x 47<sup>1</sup>/<sub>4</sub>"







M-31



rovere

20x120 - 77/8" x47 1/4"



M-31

---

olive

20x120 - 7<sup>7</sup>/<sub>8</sub>" x 47<sup>1</sup>/<sub>4</sub>"







**MIELE**

**ROVERE**

**FORMATI**

SIZES / FORMATS / FORMATE




20x120 - 7<sup>7</sup>/<sub>8</sub>"x47<sup>1</sup>/<sub>4</sub>" ● 100

- 2000453 MIELE
- 2000450 NATURALE
- 2000451 OLIVE
- 2000452 ROVERE

**GRES FINE PORCELLANATO COLORATO IN MASSA** / COLORBODY FINE PORCELAIN STONEWARE / GRÈS CÉRAME FIN COLORÉ DANS LA MASSE  
DURCHGEFÄRBTES FEINSTEINZEUG / GRES PORCELÁNICO FINO COLOREADO EN TODA LA MASA

## CARATTERISTICHE TECNICHE

Technical Features - Caracteristiques Techniques - Technische Eigenschaften



## PEZZI SPECIALI

TRIMS / PIECES SPECIALES / FORMTEILE

BATTISCOPIA 6x60 - 2<sup>3</sup>/<sub>8</sub>" x 23<sup>5</sup>/<sub>8</sub>" ▲ 12

2000465 MIELE  
2000462 NATURALE  
2000463 OLIVE  
2000464 ROVERE



(PZxBOX 14)



**NATURALE**



**OLIVE**

## **COLORI**

COLOURS / COULEURS / FARBEN



MIELE



ROVERE



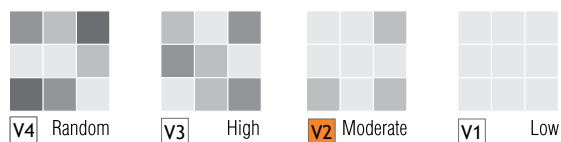
NATURALE



OLIVE





## SHADE VARIATIONS



## IMBALLI E PESI

PACKING AND WEIGHT - EMBALLAGES ET POIDS - VERPACKUNG UND GEWICHT

Articolo Item Reference Artikel	Formato Size Format Format	 Pz.xScat. PiecesxBox Stk.xKrt. Pcs / Bte	Mq.xScat. SqmxBox M <sup>2</sup> / Bte QmxKrt.	PesoxScat. WeightxBox Poids / Bte(kg) GewichtxKrt(kg)	 Scat.xPal. BoxesxPal. Bte / Pal. Krt.xPal.	Mq.xPal. SqmxPal. M <sup>2</sup> / Pal. QmxPal.	PesoxPal. WeightxPal. Poids / Pal.(kg) GewichtxPal.(kg)
M-31	20x120	4	0,96	21,03	40	38,40	841,88



**SLEEK**

---





SLEEK



beige

20x120 rett. - 7<sup>7</sup>/<sub>8</sub>" x 47<sup>1</sup>/<sub>4</sub>"  
30x120 rett. - 11<sup>13</sup>/<sub>16</sub>" x 47<sup>1</sup>/<sub>4</sub>"



SLEEK

---

beige

20x120 rett. - 7<sup>7</sup>/<sub>8</sub>" x 47<sup>1</sup>/<sub>4</sub>"





SLEEK



noce

20x120 rett. - 7<sup>7</sup>/<sub>8</sub>" x 47<sup>1</sup>/<sub>4</sub>"

30x120 rett. - 11<sup>13</sup>/<sub>16</sub>" x 47<sup>1</sup>/<sub>4</sub>"







## grigio

20x120 rett. - 7<sup>7</sup>/<sub>8</sub>" x 47<sup>1</sup>/<sub>4</sub>"

SLEEK





**BEIGE**




**GRIGIO**



30x120 rett. - 11<sup>13/16</sup>"x47<sup>1/4</sup>" ● 100

2000014 GRIGIO  
2000010 BEIGE  
2000018 NOCE



20x120 rett. - 7<sup>7/8</sup>"x47<sup>1/4</sup>" ● 100

2000004 GRIGIO  
2000000 BEIGE  
2000008 NOCE

## **FORMATI**

SIZES / FORMATS / FORMATE

**GRES FINE PORCELLANATO COLORATO IN MASSA** / COLORBODY FINE PORCELAIN STONEWARE / GRÈS CÉRAME FIN COLORÉ DANS LA MASSE  
DURCHGEFÄRBTES FEINSTEINZEUG / GRES PORCELÁNICO FINO COLOREADO EN TODA LA MASA

## CARATTERISTICHE TECNICHE

Technical Features - Caracteristiques Techniques - Technische Eigenschaften



## PEZZI SPECIALI

TRIMS / PIECES SPECIALES / FORMTEILE

BATTISCOPA 6x60 - 2<sup>3/8</sup>"x23<sup>5/8</sup>" ▲ 12

2000022 GRIGIO  
2000020 BEIGE  
2000024 NOCE



(PZxBOX 14)



**NOCE**

**COLORI**

COLOURS / COULEURS / FARBEN



BEIGE


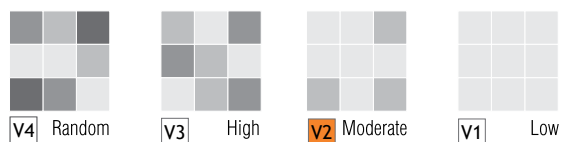


GRIGIO





NOCE

## SHADE VARIATIONS



## IMBALLI E PESI

PACKING AND WEIGHT - EMBALLAGES ET POIDS - VERPACKUNG UND GEWICHT

Articolo Item Reference Artikel	Formato Size Format Format	 Pz.xScat. PiecesxBox Stk.xKrt. Pcs / Bte	Mq.xScat. SqmxBox M <sup>2</sup> / Bte QmxKrt.	PesoxScat. WeightxBox Poids / Bte(kg) GewichtxKrt(kg)	 Scat.xPal. BoxesxPal. Bte / Pal. Krt.xPal.	Mq.xPal. SqmxPal. M <sup>2</sup> / Pal. QmxPal.	PesoxPal. WeightxPal. Poids / Pal.(kg) GewichtxPal.(kg)
SLEEK	30x120 Rett.	3	1,08	25,21	48	51,84	1210,46
SLEEK	20x120 Rett.	3	0,72	16,79	60	43,20	1007,50



# TREE

---







TREE



miele

20,2x80,2 - 7<sup>15/16</sup>"x31<sup>9/16</sup>"





# TREE

---



miele

20,2x80,2 - 7<sup>15/16</sup>"x31<sup>9/16</sup>"

# TREE

---

noce

20,2x80,2 - 7<sup>15/16</sup>"x31<sup>9/16</sup>"





TREE



grigio

20,2x80,2 - 71<sup>5</sup>/<sub>16</sub>" x 31<sup>9</sup>/<sub>16</sub>"








**NOCE**

**MIELE**

## **FORMATI**

SIZES / FORMATS / FORMATE



20,2x80,2 - 7<sup>15/16</sup>"x31<sup>9/16</sup>" ● 64

2191380 MIELE  
2191379 GRIGIO  
2191378 BIANCO  
2191381 NOCE

**GRES FINE PORCELLANATO COLORATO IN MASSA** / COLORBODY FINE PORCELAIN STONEWARE / GRÈS CÉRAME FIN COLORÉ DANS LA MASSE  
DURCHGEFÄRBTES FEINSTEINZEUG / GRES PORCELÁNICO FINO COLOREADO EN TODA LA MASA

## CARATTERISTICHE TECNICHE

Technical Features - Caracteristiques Techniques - Technische Eigenschaften



## PEZZI SPECIALI

TRIMS / PIECES SPECIALES / FORMTEILE

BATTISCOPIA 6x80 - 2<sup>23/64</sup>"x31<sup>1/2</sup>" ▲ 16

2149525 GRIGIO  
2149526 MIELE  
2149524 BIANCO  
2149527 NOCE



(PZxBOX 12)



**GRIGIO**



**BIANCO**

## **COLORI**

COLOURS / COULEURS / FARBEN



**NOCE**



**MIELE**



**GRIGIO**



**BIANCO**


## SHADE VARIATIONS



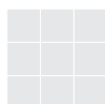
V4 Random



V3 High



V2 Moderate





V1 Low



## IMBALLI E PESI

PACKING AND WEIGHT - EMBALLAGES ET POIDS - VERPACKUNG UND GEWICHT

Articolo Item Reference Artikel	Formato Size Format Format	 Pz.xScat. PiecesxBox Stk.xKrt. Pcs / Bte	Mq.xScat. SqmxBox M² / Bte QmxKrt.	PesoxScat. WeightxBox Poids / Bte(kg) GewichtxKrt(kg)	 Scat.xPal. BoxesxPal. Bte / Pal. Krt.xPal.	Mq.xPal. SqmxPal. M² / Pal. QmxPal.	PesoxPal. WeightxPal. Poids / Pal.(kg) GewichtxPal.(kg)
TREE	20,2x80,2	7	1,14	21,88	42	47,88	919

VALENTINO

**E, ELEGANZA, BELLEZZA SENZA TEMPO.**

VONATURE E COLORI SELEZIONATI PER OTTENERE  
IL MIGLIORE DEL MATERIALE PIÙ NOBILE.  
RESISTENTE E FACILE DA POSARE, LA SUPERFICIE SPECIALIZZATA  
SOTTOLINEA LA NATURALITÀ DEL PARADISO.

IN TUTTI I CONCESSIONARI VALENTINO  
E NEI CENTRI ASSISTENZA CLIENTI  
VALENTINO SPA - VIA S. GIUSEPPE 100 - 00187 ROMA  
TEL. 06/47811111 - FAX 06/47811112  
WWW.VALENTINO.COM

1. 1/10/2010



Wang

Nice

Miami


Chicago

Le 5 course di Valentino

The 5 course of the collection Valentino

Le 5

VALENTINO



noce

20,2x80,2 - 7<sup>15</sup>/<sub>16</sub>" x 31<sup>9</sup>/<sub>16</sub>"









VALENTINO

---

hollywood  
wengè

20,2x80,2 - 7<sup>15/16</sup>" x31<sup>9/16</sup>"

VALENTINO



lights  
miele

20,2x80,2 - 7<sup>15</sup>/<sub>16</sub>" x 31<sup>9</sup>/<sub>16</sub>"



VALENTINO

---

lights  
miele

20,2x80,2 - 7<sup>15</sup>/<sub>16</sub>" x 31<sup>9</sup>/<sub>16</sub>"











VALENTINO

---

action  
bianco

20,2x80,2 - 7<sup>15</sup>/<sub>16</sub>" x 31<sup>9</sup>/<sub>16</sub>"

VALENTINO

---



action  
bianco

20,2x80,2 - 7<sup>15</sup>/<sub>16</sub>" x 31<sup>9</sup>/<sub>16</sub>"





**HOLLYWOOD  
WENGE'**



**LEGEND  
NOCE**



**LIGHTS  
MIELE**

**FORMATI**

SIZES / FORMATS / FORMATE



20,2x80,2 - 7<sup>15/16</sup>"x31<sup>9/16</sup>" ● 64

- 2127441 ACTION BIANCO
- 2127443 CAMERA GRIGIO
- 2127445 LIGHTS MIELE
- 2127447 LEGEND NOCE
- 2127449 HOLLYWOOD WENGE'

**GRES FINE PORCELLANATO COLORATO IN MASSA** / COLORBODY FINE PORCELAIN STONEWARE / GRÈS CÉRAME FIN COLORÉ DANS LA MASSE  
DURCHGEFÄRBTES FEINSTEINZEUG / GRES PORCELÁNICO FINO COLOREADO EN TODA LA MASA

## CARATTERISTICHE TECNICHE

Technical Features - Caracteristiques Techniques - Technische Eigenschaften



## PEZZI SPECIALI

TRIMS / PIECES SPECIALES / FORMTEILE

BATTISCOPIA 6x80 - 2<sup>23/64</sup>"x31<sup>1/2</sup>" ▲ 16

- 2127451 ACTION BIANCO
- 2127452 CAMERA GRIGIO
- 2127455 LIGHTS MIELE
- 2127454 LEGEND NOCE
- 2127453 HOLLYWOOD WENGE\*



(PZxBOX 12)



**CAMERA  
GRIGIO**



**ACTION  
BIANCO**

## **COLORI**

COLOURS / COULEURS / FARBEN



HOLLYWOOD WENGE'



LEGEND NOCE



LIGHTS MIELE

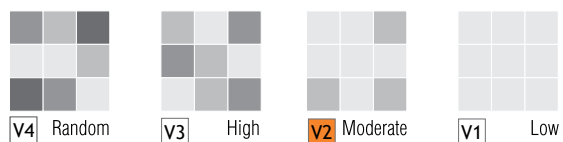


CAMERA GRIGIO



ACTION BIANCO

## SHADE VARIATIONS



V4 Random

V3 High



V2 Moderate

V1 Low



## IMBALLI E PESI

PACKING AND WEIGHT - EMBALLAGES ET POIDS - VERPACKUNG UND GEWICHT

Articolo Item Reference Artikel	Formato Size Format Format	 Pz.xScat. PiecesxBox Stk.xKrt. Pcs / Bte	Mq.xScat. SqmxBox M <sup>2</sup> / Bte QmxKrt.	PesoxScat. WeightxBox Poids / Bte(kg) GewichtxKrt(kg)	 Scat.xPal. BoxesxPal. Bte / Pal. Krt.xPal.	Mq.xPal. SqmxPal. M <sup>2</sup> / Pal. QmxPal.	PesoxPal. WeightxPal. Poids / Pal.(kg) GewichtxPal.(kg)
VALENTINO	20,2x80,2	7	1,14	21,88	42	47,88	919



# VENICE

---








VENICE



faggio

20,3x90,6 - 7<sup>15</sup>/<sub>16</sub>" x 35<sup>11</sup>/<sub>16</sub>"





faggio

20,3x90,6 - 7<sup>15/16</sup>" x 35<sup>11/16</sup>"

faggio

grip 20,3x90,6 - 7<sup>15/16</sup>" x 35<sup>11/16</sup>"

VENICE

---



# VENICE

---

beige

20,3x90,6 - 7<sup>15</sup>/<sub>16</sub>" x 35<sup>11</sup>/<sub>16</sub>"







beige

20,3x90,6 - 7<sup>15/16</sup>" x 35<sup>11/16</sup>"



VENICE

---



VENICE

beige

20,3x90,6 - 7<sup>15</sup>/<sub>16</sub>" x 35<sup>11</sup>/<sub>16</sub>"



# VENICE

---

## grigio

20,3x90,6 - 7<sup>15</sup>/<sub>16</sub>"x35<sup>11</sup>/<sub>16</sub>"







grigio

20,3x90,6 - 7<sup>15/16</sup>" x 35<sup>11/16</sup>"

grigio

grip 20,3x90,6 - 7<sup>15/16</sup>" x 35<sup>11/16</sup>"

VENICE

---




VENICE



wengè

20,3x90,6 - 7<sup>15</sup>/<sub>16</sub>" x 35<sup>11</sup>/<sub>16</sub>"







wengè

20,3x90,6 - 7<sup>15/16</sup>"x35<sup>11/16</sup>"

VENICE

---



**WENGE'**

**FAGGIO**

## **FORMATI**

SIZES / FORMATS / FORMATE



20,3x90,6 - 7<sup>15/16</sup>"x35<sup>11/16</sup>" ● 64

2000150 BEIGE - 2000154 BEIGE GRIP  
2000152 FAGGIO - 2000156 FAGGIO GRIP  
2000151 GRIGIO - 2000155 GRIGIO GRIP  
2000153 WENGE'

**GRES FINE PORCELLANATO COLORATO IN MASSA** / COLORBODY FINE PORCELAIN STONEWARE / GRÈS CÉRAME FIN COLORÉ DANS LA MASSE  
DURCHGEFÄRBTES FEINSTEINZEUG / GRES PORCELÁNICO FINO COLOREADO EN TODA LA MASA

## CARATTERISTICHE TECNICHE

Technical Features - Caracteristiques Techniques - Technische Eigenschaften



## PEZZI SPECIALI

TRIMS / PIECES SPECIALES / FORMTEILE

BATTISCOPIA 6X90 - 2<sup>23</sup>/<sub>64</sub>"X35<sup>7</sup>/<sub>16</sub>" ▲ 16

2000157 BEIGE  
2000159 FAGGIO  
2000158 GRIGIO  
2000160 WENGE



(PZxBOX 7)



**GRIGIO**

**BEIGE**

**COLORI**

COLOURS / COULEURS / FARBEN



WENGE'



FAGGIO



GRIGIO



BEIGE


## SHADE VARIATIONS



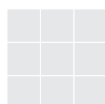
V4 Random



V3 High



V2 Moderate









V1 Low



## IMBALLI E PESI

PACKING AND WEIGHT - EMBALLAGES ET POIDS - VERPACKUNG UND GEWICHT

Articolo Item Reference Artikel	Formato Size Format Format	 Pz.xScat. PiecesxBox Stk.xKrt. Pcs / Bte	 Mq.xScat. SqmxBox M² / Bte QmxKrt.	 PesoxScat. WeightxBox Poids / Bte(kg) GewichtxKrt(kg)	 Scat.xPal. BoxesxPal. Bte / Pal. Krt.xPal.	 Mq.xPal. SqmxPal. M² / Pal. QmxPal.	 PesoxPal. WeightxPal. Poids / Pal.(kg) GewichtxPal.(kg)
VENICE	20,3x90,6	6	1,10	19,16	60	66	1150

# BETON BLEUE

---







# BETON BLEUE

grey

60x60 rett. - 23<sup>5</sup>/<sub>8</sub>" x 23<sup>5</sup>/<sub>8</sub>"







# BETON BLEUE

---

grey

60x60 rett. - 23<sup>5/8</sup>"x23<sup>5/8</sup>"

# BETON BLEUE

---

silver

60x60 rett. - 23<sup>5/8</sup>" x 23<sup>5/8</sup>"






# BETON BLEUE

---

black

60x60 rett. - 23<sup>5/8</sup>" x 23<sup>5/8</sup>"







**BLACK**



**SILVER**

## **FORMATI**

SIZES / FORMATS / FORMATE



60x60 rett. - 23<sup>5/8</sup>"x23<sup>5/8</sup>" ● 70

2138856 BLACK  
2138858 GREY  
2138860 SILVER

**GRES FINE PORCELLANATO COLORATO IN MASSA** / COLORBODY FINE PORCELAIN STONEWARE / GRÈS CÉRAME FIN COLORÉ DANS LA MASSE  
 DURCHGEFÄRBTES FEINSTEINZEUG / GRES PORCELÁNICO FINO COLOREADO EN TODA LA MASA

**CARATTERISTICHE TECNICHE**


Technical Features - Caracteristiques Techniques - Technische Eigenschaften



BETON BLEUE

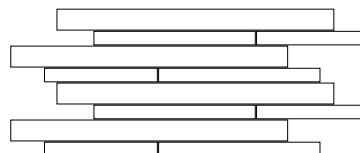
**MOSAICO CON TOZZETTO 30x30** - 11<sup>13/16"</sup>x11<sup>13/16"</sup> ▲ 24  
 (PZxBOX 11)

2138862 BLACK  
 2138863 GREY  
 2138864 SILVER



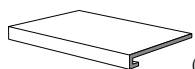
**MOSAICO A MURETTO 30x60** - 11<sup>13/16"</sup>x23<sup>5/8"</sup> ▲ 44  
 (PZxBOX 6)

2138865 BLACK  
 2138866 GREY  
 2138867 SILVER



**PEZZI SPECIALI**

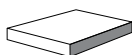
TRIMS / PIECES SPECIALES / FORMTEILE



(PZxBOX 4)

**GRADONE 32,5x60x4** - 12<sup>13/16"</sup>x23<sup>5/8"</sup>x1<sup>9/16"</sup> ▲ 168

DX/SX



(PZxBOX 2)

**GRAD. ANGOLARE 32,5x32,5x4** - 12<sup>13/16"</sup>x12<sup>13/16"</sup>x1<sup>9/16"</sup> ▲ 168

**BATTISCOPA 7,1x60** - 2<sup>13/16"</sup>x23<sup>5/8"</sup> ▲ 12  
 (PZxBOX 14)

2138868 BLACK  
 2138869 GREY  
 2138870 SILVER



**GREY**

**COLORI**

COLOURS / COULEURS / FARBEN



BLACK

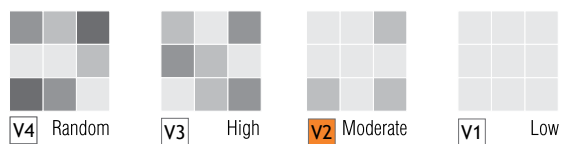


SILVER





GREY

## SHADE VARIATIONS



## IMBALLI E PESI

PACKING AND WEIGHT - EMBALLAGES ET POIDS - VERPACKUNG UND GEWICHT

Articolo Item Reference Artikel	Formato Size Format Format	 Pz.xScat. PiecesxBox Stk.xKrt. Pcs / Bte	Mq.xScat. SqmxBox M <sup>2</sup> / Bte QmxKrt.	PesoxScat. WeightxBox Poids / Bte(kg) GewichtxKrt(kg)	 Scat.xPal. BoxesxPal. Bte / Pal. Krt.xPal.	Mq.xPal. SqmxPal. M <sup>2</sup> / Pal. QmxPal.	PesoxPal. WeightxPal. Poids / Pal.(kg) GewichtxPal.(kg)
BETON BLEUE	60x60 Rett.	4	1,44	26,73	32	46,08	855



# KAMEN

---





KAMEN



bianco

60x120 rett. - 23<sup>5</sup>/<sub>8</sub>"x47<sup>1</sup>/<sub>4</sub>"





# KAMEN

---

## bianco

60x60 rett. - 23<sup>5</sup>/<sub>8</sub>" x 23<sup>5</sup>/<sub>8</sub>"





KAMEN



bianco

30x60 rett. - 11<sup>13/16</sup>"x23<sup>5/8</sup>"



KAMEN



avorio

60x120 rett. - 23<sup>5/8</sup>"x47<sup>1/4</sup>"



KAMEN



avorio

60x60 rett. - 23<sup>5/8</sup>" x 23<sup>5/8</sup>"





KAMEN



grigio

60x120 rett. - 23<sup>5/8</sup>"x47<sup>1/4</sup>"



# KAMEN

---

## grigio

60x60 rett. - 23<sup>5</sup>/<sub>8</sub>" x 23<sup>5</sup>/<sub>8</sub>"








**AVORIO**




**GRIGIO**

**FORMATI**  
SIZES / FORMATS / FORMATE




60x120 Rett. - 23<sup>5/8</sup>"x47<sup>1/4</sup>" ● 114

2114626 AVORIO  
2114628 BIANCO  
2114630 GRIGIO



60x60 rett. - 23<sup>5/8</sup>"x23<sup>5/8</sup>" ● 70

2114617 AVORIO  
2114619 BIANCO  
2114621 GRIGIO



30x60 rett. - 11<sup>13/16</sup>"x23<sup>5/8</sup>" ● 70

2114611 AVORIO  
2114613 BIANCO  
2114615 GRIGIO

**GRES FINE PORCELLANATO COLORATO IN MASSA** / COLORBODY FINE PORCELAIN STONEWARE / GRÈS CÉRAME FIN COLORÉ DANS LA MASSE  
 DURCHGEFÄRBTES FEINSTEINZEUG / GRES PORCELÁNICO FINO COLOREADO EN TODA LA MASA

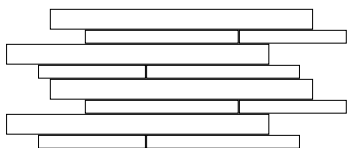
**CARATTERISTICHE TECNICHE**

Technical Features - Caracteristiques Techniques - Technische Eigenschaften



**MOSAICO A MURETTO 30x60** - 11<sup>13/16"</sup>x23<sup>5/8"</sup> ▲ 44  
 (PZxBOX 6)

2114635 AVORIO  
 2114636 BIANCO  
 2114637 GRIGIO




**MOSAICO BACCHETTE 30x30** - 11<sup>13/16"</sup>x11<sup>13/16"</sup> ▲ 38  
 (PZxBOX 6)

2104681 AVORIO  
 2104682 BIANCO  
 2104683 GRIGIO



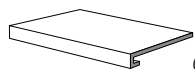
**MOSAICO CON TOZZETTO 30x30** - 11<sup>13/16"</sup>x11<sup>13/16"</sup> ▲ 24  
 (PZxBOX 11)

2114632 AVORIO  
 2114633 BIANCO  
 2114634 GRIGIO



**PEZZI SPECIALI**

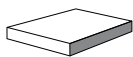
TRIMS / PIECES SPECIALES / FORMTEILE



(PZxBOX 4)

**GRADONE 32,5x60x4** - 12<sup>13/16"</sup>x23<sup>5/8"</sup>x1<sup>9/16"</sup> ▲ 168

DX/SX



(PZxBOX 2)

**GRAD. ANGOLARE 32,5x32,5x4** - 12<sup>13/16"</sup>x12<sup>13/16"</sup>x1<sup>9/16"</sup> ▲ 168

**BATTISCOPA 7,1x60** - 2<sup>13/16"</sup>x23<sup>5/8"</sup> ▲ 12

2114623 AVORIO  
 2114624 BIANCO  
 2114625 GRIGIO



(PZxBOX 14)



**BIANCO**

**COLORI**

COLOURS / COULEURS / FARBEN



AVORIO



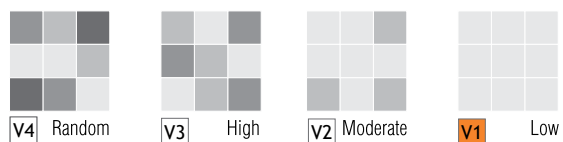
GRIGIO



BIANCO





## SHADE VARIATIONS



## IMBALLI E PESI

PACKING AND WEIGHT - EMBALLAGES ET POIDS - VERPACKUNG UND GEWICHT

Articolo Item Reference Artikel	Formato Size Format Format	 Pz.xScat. PiecesxBox Stk.xKrt. Pcs / Bte	Mq.xScat. SqmxBox M <sup>2</sup> / Bte QmxKrt.	PesoxScat. WeightxBox Poids / Bte(kg) GewichtxKrt(kg)	 Scat.xPal. BoxesxPal. Bte / Pal. Krt.xPal.	Mq.xPal. SqmxPal. M <sup>2</sup> / Pal. QmxPal.	PesoxPal. WeightxPal. Poids / Pal.(kg) GewichtxPal.(kg)
KAMEN	60x120 Rett.	2	1,44	34,00	36	51,84	1225
KAMEN	60x60 Rett.	3	1,08	22,35	40	43,20	894
KAMEN	30x60 Rett.	6	1,08	21,81	48	51,84	1046,88



# PROVENCE

---





# PROVENCE

---



sabbia

30x60 rett. - 11<sup>13/16</sup>" x 23<sup>5/8</sup>"  
mos. tozz. 30x30 - 11<sup>13/16</sup>" x 11<sup>13/16</sup>"







# PROVENCE

---

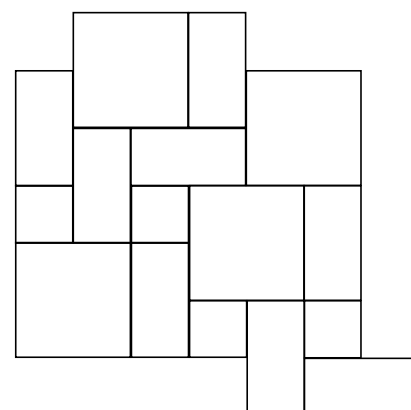
## sabbia

60x60 rett. - 23<sup>5/8</sup>"x23<sup>5/8</sup>"

30x60 rett. - 11<sup>13/16</sup>"x23<sup>5/8</sup>"

30x30 rett. - 11<sup>13/16</sup>"x11<sup>13/16</sup>"

formati sizes formats formatos	% Mq	PZ. x Mq Pc. x M2 Stk. x M2 Pz. x M2
60x60	44,4	1,23
30X60	44,4	2,47
30X30	11,1	1,23



# PROVENCE

---

sabbia

60x60 rett. - 23<sup>5/8</sup>" x 23<sup>5/8</sup>"









PROVENCE

cenere

grip 60x60 rett. - 23<sup>5/8</sup>" x23<sup>5/8</sup>"







# PROVENCE

---

## cenere

60x60 rett. - 23<sup>5/8</sup>" x 23<sup>5/8</sup>"

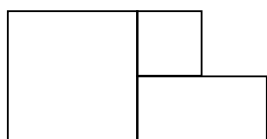
# PROVENCE

---

## cenere

60x60 rett. - 23<sup>5/8</sup>" x 23<sup>5/8</sup>"  
30x60 rett. - 11<sup>13/16</sup>" x 23<sup>5/8</sup>"  
30x30 rett. - 11<sup>13/16</sup>" x 11<sup>13/16</sup>"

formati sizes formats formatos	% Mq	PZ. x Mq Pc. x M2 Stk. x M2 Pz. x M2
60x60	57,1	1,59
30X60	28,6	1,59
30X30	14,3	1,59











# PROVENCE

---

talco

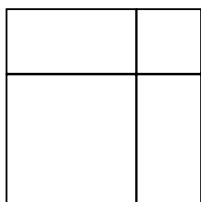
60x60 rett. - 23<sup>5/8</sup>" x 23<sup>5/8</sup>"

# PROVENCE

## talco

60x60 rett. - 23<sup>5/8</sup>" x 23<sup>5/8</sup>"  
30x60 rett. - 11<sup>13/16</sup>" x 23<sup>5/8</sup>"  
30x30 rett. - 11<sup>13/16</sup>" x 11<sup>13/16</sup>"

formati sizes formats formatos	% Mq	PZ. x Mq Pc. x M2 Stk. x M2 Pz. x M2
60x60	44,4	1,23
30X60	44,4	2,47
30X30	11,1	1,23








**SABBIA**

**CENERE**

**FORMATI**

SIZES / FORMATS / FORMATE



60x60 rett. - 23<sup>5/8</sup>"x23<sup>5/8</sup>" ● 70

2001914 CENERE - 2001916 CENERE GRIP  
2001906 SABBIA - 2001908 SABBIA GRIP  
2001910 TALCO - 2001912 TALCO GRIP



30x60 rett. - 11<sup>13/16</sup>"x23<sup>5/8</sup>" ● 70

2001904 CENERE  
2001900 SABBIA  
2001902 TALCO



30x30 rett. - 11<sup>13/16</sup>"x11<sup>13/16</sup>" ● 76

2001926 CENERE  
2001924 SABBIA  
2001925 TALCO

**GRES FINE PORCELLANATO COLORATO IN MASSA** / COLORBODY FINE PORCELAIN STONEWARE / GRÈS CÉRAME FIN COLORÉ DANS LA MASSE  
 DURCHGEFÄRBTES FEINSTEINZEUG / GRES PORCELÁNICO FINO COLOREADO EN TODA LA MASA


**CARATTERISTICHE TECNICHE**

Technical Features - Caracteristiques Techniques - Technische Eigenschaften



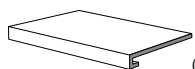
**MOSAICO CON TOZZETTO 30x30 - 11 13/16" x 11 13/16"** ▲ 24  
 (PZxBOX 11)

2001922 CENERE  
 2001921 SABBIA  
 2001923 TALCO



**PEZZI SPECIALI**

TRIMS / PIECES SPECIALES / FORMTEILE

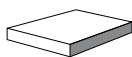


(PZxBOX 4)

**GRADONE 32,5x60x4 - 12 13/16" x 23 5/8" x 1 9/16"** ▲ 168

**BATTISCOPA 7,1x60 - 2 13/16" x 23 5/8"** ▲ 12

DX/SX



(PZxBOX 2)

**GRAD. ANGOLARE 32,5x32,5x4 - 12 13/16" x 12 13/16" x 1 9/16"** ▲ 168

2001920 CENERE  
 2001918 SABBIA  
 2001919 TALCO



(PZxBOX 14)

TALCO

## **COLORI**

COLOURS / COULEURS / FARBEN



SABBIA



CENERE



TALCO


## SHADE VARIATIONS



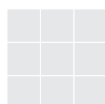
V4 Random



V3 High



V2 Moderate


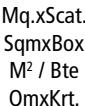
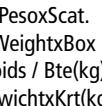

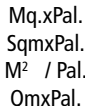
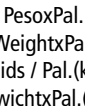


V1 Low



## IMBALLI E PESI

PACKING AND WEIGHT - EMBALLAGES ET POIDS - VERPACKUNG UND GEWICHT

Articolo Item Reference Artikel	Formato Size Format Format	 Pz.xScat. PiecesxBox Stk.xKrt. Pcs / Bte	 Mq.xScat. SqmxBox M <sup>2</sup> / Bte QmxKrt.	 PesoxScat. WeightxBox Poids / Bte(kg) GewichtxKrt(kg)	 Scat.xPal. BoxesxPal. Bte / Pal. Krt.xPal.	 Mq.xPal. SqmxPal. M <sup>2</sup> / Pal. QmxPal.	 PesoxPal. WeightxPal. Poids / Pal.(kg) GewichtxPal.(kg)
PROVENCE	60x60 Rett.	3	1,08	22,35	40	43,20	894
PROVENCE	30x60 Rett.	6	1,08	21,81	48	51,84	1046,88
PROVENCE	30x30 Rett.	12	1,08	21,81	40	43,20	872,40



# ATOMIUM

---







# ATOMIUM

---

grigio

60x60 rett. - 23<sup>5</sup>/<sub>8</sub>" x 23<sup>5</sup>/<sub>8</sub>"









# ATOMIUM

---

## avorio

60x60 rett. - 23<sup>5/8</sup>" x 23<sup>5/8</sup>"

30x60 rett. - 11<sup>13/16</sup>" x 23<sup>5/8</sup>"

# ATOMIUM

---

## antracite

60x60 rett. - 23<sup>5</sup>/<sub>8</sub>" x 23<sup>5</sup>/<sub>8</sub>"





ATOMIUM



cenere

grip 60x60 rett. - 23<sup>5/8</sup>" x 23<sup>5/8</sup>"








**AVORIO**



**GRIGIO**

## **FORMATI**

SIZES / FORMATS / FORMATE



60x60 rett. - 23<sup>5/8"</sup>x23<sup>5/8"</sup> ● 70

2238621 AVORIO  
2238622 GRIGIO - 0238630 GRIGIO GRIP  
2238623 CENERE - 0238631 CENERE GRIP  
2238624 ANTRACITE



30x60 rett. - 11<sup>13/16"</sup>x23<sup>5/8"</sup> ● 70

2238637 AVORIO  
2238638 GRIGIO  
2238639 CENERE  
2238640 ANTRACITE

**GRES FINE PORCELLANATO COLORATO IN MASSA** / COLORBODY FINE PORCELAIN STONEWARE / GRÈS CÉRAME FIN COLORÉ DANS LA MASSE  
 DURCHGEFÄRBTES FEINSTEINZEUG / GRES PORCELÁNICO FINO COLOREADO EN TODA LA MASA


## CARATTERISTICHE TECNICHE

Technical Features - Caracteristiques Techniques - Technische Eigenschaften



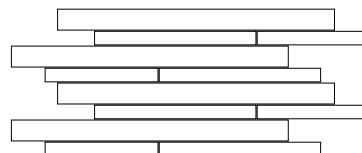
**MOSAICO CON TOZZETTO 30x30 - 11<sup>13/16</sup>"x11<sup>13/16</sup>"** ▲ 24  
 (PZxBOX 11)

2238653 AVORIO  
 2238654 GRIGIO  
 2238655 CENERE  
 2238656 ANTRACITE



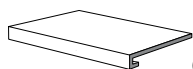
**MOSAICO A MURETTO 30x60 - 11<sup>13/16</sup>"x23<sup>5/8</sup>"** ▲ 44  
 (PZxBOX 6)

2238657 AVORIO  
 2238658 GRIGIO  
 2238659 CENERE  
 2238660 ANTRACITE



## PEZZI SPECIALI

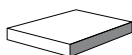
TRIMS / PIECES SPECIALES / FORMTEILE



(PZxBOX 4)

**GRADONE 32,5x60x4 - 12<sup>13/16</sup>"x23<sup>5/8</sup>"x1<sup>9/16</sup>** ▲ 168

DX/SX



(PZxBOX 2)

**GRAD. ANGOLARE 32,5x32,5x4 - 12<sup>13/16</sup>"x12<sup>13/16</sup>"x1<sup>9/16</sup>** ▲ 168

**BATTISCOPA 7,1x60 - 2<sup>13/16</sup>"x23<sup>5/8</sup>"** ▲ 12

2238661 AVORIO  
 2238662 GRIGIO  
 2238663 CENERE  
 2238664 ANTRACITE



(PZxBOX 14)



**ANTRACITE**



**CENERE**

## **COLORI**

COLOURS / COULEURS / FARBEN



AVORIO



GRIGIO



ANTRACITE



CENERE


## SHADE VARIATIONS




V4 Random



V3 High



V2 Moderate





V1 Low



## IMBALLI E PESI

PACKING AND WEIGHT - EMBALLAGES ET POIDS - VERPACKUNG UND GEWICHT

Articolo Item Reference Artikel	Formato Size Format Format	 Pz.xScat. PiecesxBox Stk.xKrt. Pcs / Bte	Mq.xScat. SqmxBox M <sup>2</sup> / Bte QmxKrt.	PesoxScat. WeightxBox Poids / Bte(kg) GewichtxKrt(kg)	 Scat.xPal. BoxesxPal. Bte / Pal. Krt.xPal.	Mq.xPal. SqmxPal. M <sup>2</sup> / Pal. QmxPal.	PesoxPal. WeightxPal. Poids / Pal.(kg) GewichtxPal.(kg)
ATOMIUM	60x60 Rett.	3	1,08	22,35	40	43,20	894
ATOMIUM	60x60 Rett. Grip	3	1,08	22,35	40	43,20	894
ATOMIUM	30x60 Rett.	6	1,08	21,81	48	51,84	1046,88



# CHANDRA

---





CHANDRA

grigio

60x60 rett. - 23<sup>5/8</sup>" x 23<sup>5/8</sup>"





# CHANDRA

tortora

30x60 rett. - 11<sup>13</sup>/<sub>16</sub>" x 23<sup>5</sup>/<sub>8</sub>"  
mos. con tozz. 30x30 - 11<sup>13</sup>/<sub>16</sub>" x 11<sup>13</sup>/<sub>16</sub>"







# CHANDRA

---

## tortora

60x60 rett. - 23<sup>5/8</sup>" x 23<sup>5/8</sup>"

# CHANDRA

---

## avorio

60x60 rett. - 23<sup>5/8</sup>" x 23<sup>5/8</sup>"











# CHANDRA

---

## cenere

60x60 rett. - 23<sup>5</sup>/<sub>8</sub>" x 23<sup>5</sup>/<sub>8</sub>"

CHANDRA

---

bianco

60x60 rett. - 23<sup>5</sup>/<sub>8</sub>" x 23<sup>5</sup>/<sub>8</sub>"




BIANCO

CENERE

AVORIO

## FORMATI

SIZES / FORMATS / FORMATE




60x60 rett. - 23<sup>5/8</sup>"x23<sup>5/8</sup>" ● 70

2001112 AVORIO - 2001122 AVORIO GRIP  
2001110 BIANCO  
2001118 CENERE - 2001128 CENERE GRIP  
2001114 GRIGIO - 2001124 GRIGIO GRIP  
2001116 TORTORA



30x60 rett. - 11<sup>13/16</sup>"x23<sup>5/8</sup>" ● 70

2001102 AVORIO  
2001100 BIANCO  
2001108 CENERE  
2001104 GRIGIO  
2001106 TORTORA



45x45 - 17<sup>11/16</sup>"x17<sup>11/16</sup>" ● 44

2001132 AVORIO  
2001130 BIANCO  
2001138 CENERE  
2001134 GRIGIO

**GRES FINE PORCELLANATO COLORATO IN MASSA** / COLORBODY FINE PORCELAIN STONEWARE / GRÈS CÉRAME FIN COLORÉ DANS LA MASSE  
 DURCHGEFÄRBTES FEINSTEINZEUG / GRES PORCELÁNICO FINO COLOREADO EN TODA LA MASA


**CARATTERISTICHE TECNICHE**

Technical Features - Caracteristiques Techniques - Technische Eigenschaften



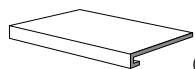
**MOSAICO CON TOZZETTO 30x30 - 11<sup>13/16</sup>"x11<sup>13/16</sup>" ▲ 24**  
 (PZxBOX 11)

- 2001146 AVORIO
- 2001145 BIANCO
- 2001149 CENERE
- 2001148 GRIGIO
- 2001147 TORTORA



**PEZZI SPECIALI**

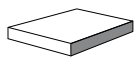
TRIMS / PIECES SPECIALES / FORMTEILE



(PZxBOX 4) ▲ 168

**GRADONE 32,5x60x4 - 12<sup>13/16</sup>"x23<sup>5/8</sup>"x1<sup>9/16</sup>**

DX/SX



(PZxBOX 2) ▲ 168

**GRAD. ANGOLARE 32,5x32,5x4 - 12<sup>13/16</sup>"x12<sup>13/16</sup>"x1<sup>9/16</sup>**

**BATTISCOPA 7,1x60 - 2<sup>13/16</sup>"x23<sup>5/8</sup>" ▲ 12**

(PZxBOX 14)

- 2001141 AVORIO
- 2001140 BIANCO
- 2001144 CENERE
- 2001142 GRIGIO
- 2001143 TORTORA




**BATTISCOPA 8x45 - 3<sup>1/8</sup>"x17<sup>11/16</sup>" ▲ 7**

(PZxBOX 30)

- 2001152 AVORIO
- 2001150 BIANCO
- 2001153 CENERE
- 2001151 GRIGIO





**TORTORA**



**GRIGIO**

## **COLORI**


COLOURS / COULEURS / FARBEN



AVORIO



CENERE



BIANCO



GRIGIO



TORTORA


## SHADE VARIATIONS



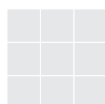
V4 Random



V3 High



V2 Moderate





V1 Low



CHANDRA

## IMBALLI E PESI

PACKING AND WEIGHT - EMBALLAGES ET POIDS - VERPACKUNG UND GEWICHT

Articolo Item Reference Artikel	Formato Size Format Format	 Pz.xScat. PiecesxBox Stk.xKrt. Pcs / Bte	Mq.xScat. SqmxBox M <sup>2</sup> / Bte QmxKrt.	PesoxScat. WeightxBox Poids / Bte(kg) GewichtxKrt(kg)	 Scat.xPal. BoxesxPal. Bte / Pal. Krt.xPal.	Mq.xPal. SqmxPal. M <sup>2</sup> / Pal. QmxPal.	PesoxPal. WeightxPal. Poids / Pal.(kg) GewichtxPal.(kg)
CHANDRA	60x60 Rett.	4	1,44	25,20	32	46,08	806
CHANDRA	30x60 Rett.	7	1,26	22,05	40	50,40	882
CHANDRA	45x45	8	1,62	26,24	48	77,76	1259,52



# EMOTION

---







EMOTION



grigio

60x60 rett. - 23<sup>5</sup>/<sub>8</sub>" x 23<sup>5</sup>/<sub>8</sub>"



# EMOTION

---

grigio

60x60 rett. - 23<sup>5</sup>/<sub>8</sub>" x 23<sup>5</sup>/<sub>8</sub>"









# EMOTION

---

## grigio

60x60 rett. - 23<sup>5</sup>/<sub>8</sub>"x23<sup>5</sup>/<sub>8</sub>"


# EMOTION



grigio

30x60 rett. - 11<sup>13/16</sup>" x 23<sup>5/8</sup>"  
mos. tozz. 30x30 - 11<sup>13/16</sup>" x 11<sup>13/16</sup>"









# EMOTION

---

grigio

60x60 rett. - 23<sup>5/8</sup>"x23<sup>5/8</sup>"

EMOTION



cenere

60x60 rett. - 23<sup>5</sup>/<sub>8</sub>" x 23<sup>5</sup>/<sub>8</sub>"



# EMOTION

---

## cenere

60x60 rett. - 23<sup>5</sup>/<sub>8</sub>" x 23<sup>5</sup>/<sub>8</sub>"











# EMOTION

---

## cenere

60x60 rett. - 23<sup>5</sup>/<sub>8</sub>"x23<sup>5</sup>/<sub>8</sub>"

EMOTION

---



bianco

60x60 rett. - 23<sup>5/8</sup>" x 23<sup>5/8</sup>"







# EMOTION

---

bianco

60x60 rett. - 23<sup>5</sup>/<sub>8</sub>"x23<sup>5</sup>/<sub>8</sub>"

# EMOTION

---

bianco

30x60 rett. - 11<sup>13/16</sup>" x 23<sup>5/8</sup>"






EMOTION



antracite

60x60 rett. - 23<sup>5/8</sup>" x 23<sup>5/8</sup>"





# EMOTION

---

## antracite

60x60 rett. - 23<sup>5</sup>/<sub>8</sub>" x 23<sup>5</sup>/<sub>8</sub>"









# EMOTION

---

## antracite

30x60 rett. -  $11\frac{13}{16}$ "x $23\frac{5}{8}$ "  
mos. tozz. 30x30 -  $11\frac{13}{16}$ "x $11\frac{13}{16}$ "




**BIANCO**



**GRIGIO**


## **FORMATI**

SIZES / FORMATS / FORMATE



80X80 rett. - 31<sup>1/2</sup>"x31<sup>1/2</sup>" ● 97

2000263 BIANCO  
2000261 CENERE  
2000260 GRIGIO



60x60 rett. - 23<sup>5/8</sup>"x23<sup>5/8</sup>" ● 70

2000408 ANTRACITE - 2000410 ANTRACITE GRIP  
2000412 BIANCO - 2000414 BIANCO GRIP  
2000416 CENERE - 2000418 CENERE GRIP  
2000420 GRIGIO - 2000422 GRIGIO GRIP



30x60 rett. - 11<sup>13/16</sup>"x23<sup>5/8</sup>" ● 70

2000400 ANTRACITE  
2000402 BIANCO  
2000404 CENERE  
2000406 GRIGIO

**CARATTERISTICHE TECNICHE**

Technical Features - Caracteristiques Techniques - Technische Eigenschaften



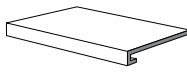
**MIX 60**

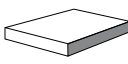
15x60 rett. - 5<sup>7</sup>/<sub>8</sub>"x23<sup>5</sup>/<sub>8</sub>" - 10x60 rett. - 3<sup>15</sup>/<sub>16</sub>"x23<sup>5</sup>/<sub>8</sub>" - 5x60 rett. - 1<sup>15</sup>/<sub>16</sub>"x23<sup>5</sup>/<sub>8</sub>"



**PEZZI SPECIALI**

TRIMS / PIECES SPECIALES / FORMTEILE

 (PZxBOX 4) ▲ 168  
GRADONE 32,5x60x4 - 12<sup>13</sup>/<sub>16</sub>"x23<sup>5</sup>/<sub>8</sub>"x1<sup>9</sup>/<sub>16</sub>"

 (PZxBOX 2) ▲ 168  
DX/SX  
GRAD. ANGOLARE 32,5x32,5x4 - 12<sup>13</sup>/<sub>16</sub>"x12<sup>13</sup>/<sub>16</sub>"x1<sup>9</sup>/<sub>16</sub>"


MOSAICO A MURETTO 30x60 - 11<sup>13</sup>/<sub>16</sub>"x23<sup>5</sup>/<sub>8</sub>" ▲ 44  
(PZxBOX 6)

2000432 ANTRACITE  
2000434 BIANCO  
2000433 CENERE  
2000435 GRIGIO



MOSAICO CON TOZZETTO 30x30 - 11<sup>13</sup>/<sub>16</sub>"x11<sup>13</sup>/<sub>16</sub>" ▲ 24  
(PZxBOX 11)

2000428 ANTRACITE  
2000430 BIANCO  
2000429 CENERE  
2000431 GRIGIO



BATTISCOPA 7,1x60 - 2<sup>13</sup>/<sub>16</sub>"x23<sup>5</sup>/<sub>8</sub>" ▲ 12  
(PZxBOX 14)

2000424 ANTRACITE  
2000425 BIANCO  
2000426 CENERE  
2000427 GRIGIO




BATTISCOPA 6x80 - 22<sup>3</sup>/<sub>64</sub>"x31<sup>1</sup>/<sub>2</sub>" ▲ 16  
(PZxBOX 12)

2000271 BIANCO  
2000269 CENERE  
2000268 GRIGIO




**MIX 60** (IMBALLO 7 PZ PER FORMATO)


 15x60 rett. - 5<sup>7</sup>/<sub>8</sub>"x23<sup>5</sup>/<sub>8</sub>"


 10x60 rett. - 3<sup>15</sup>/<sub>16</sub>"x23<sup>5</sup>/<sub>8</sub>"

 5x60 rett. - 1<sup>15</sup>/<sub>16</sub>"x23<sup>5</sup>/<sub>8</sub>"

**MIX 30** (IMBALLO 8 PZ PER FORMATO)

 15x30 rett. - 5<sup>7</sup>/<sub>8</sub>"x11<sup>13</sup>/<sub>16</sub>"

 10x30 rett. - 3<sup>15</sup>/<sub>16</sub>"x11<sup>13</sup>/<sub>16</sub>"

 5x30 rett. - 1<sup>15</sup>/<sub>16</sub>"x11<sup>13</sup>/<sub>16</sub>"



**ANTRACITE**



**CENERE**

**COLORI**

COLOURS / COULEURS / FARBEN



ANTRACITE



GRIGIO



BIANCO



CENERE




## SHADE VARIATIONS




V4 Random



V3 High



V2 Moderate



V1 Low

## MIX 60



15x60 rett. - 5<sup>7/8</sup>"x23<sup>5/8</sup>" - 10x60 rett. - 3<sup>15/16</sup>"x23<sup>5/8</sup>" - 5x60 rett. - 1<sup>15/16</sup>"x23<sup>5/8</sup>"



EMOTION

## IMBALLI E PESI

PACKING AND WEIGHT - EMBALLAGES ET POIDS - VERPACKUNG UND GEWICHT

Articolo Item Reference Artikel	Formato Size Format Format	 Pz.xScat. PiecesxBox Stk.xKrt. Pcs / Bte	Mq.xScat. SqmxBox M <sup>2</sup> / Bte QmxKrt.	PesoxScat. WeightxBox Poids / Bte(kg) GewichtxKrt(kg)	 Scat.xPal. BoxesxPal. Bte / Pal. Krt.xPal.	Mq.xPal. SqmxPal. M <sup>2</sup> / Pal. QmxPal.	PesoxPal. WeightxPal. Poids / Pal.(kg) GewichtxPal.(kg)
EMOTION	80x80 Rett.	2	1,28	27,77	40	51,20	1112
EMOTION	60x60 Rett.	3	1,08	22,10	40	43,20	883
EMOTION	30x60 Rett.	6	1,08	22,22	40	43,20	888



MAISON

---



MAISON



grigio

60x60 rett. - 23<sup>5</sup>/<sub>8</sub>" x 23<sup>5</sup>/<sub>8</sub>"







# MAISON

---

## grigio

30x60 rett. -  $11\frac{13}{16}'' \times 23\frac{5}{8}''$   
mos. bacch. 30x30 -  $11\frac{13}{16}'' \times 11\frac{13}{16}''$


MAISON



grigio

60x60 rett. - 23<sup>5</sup>/<sub>8</sub>" x 23<sup>5</sup>/<sub>8</sub>"









MAISON

---

grigio

60x60 rett. - 23<sup>5/8</sup>"x23<sup>5/8</sup>"

MAISON



cenere

60x60 rett. - 23<sup>5/8</sup>" x 23<sup>5/8</sup>"







# MAISON

---

## cenere

60x60 rett. - 23<sup>5/8</sup>"x23<sup>5/8</sup>"

MAISON



avorio

60x60 rett. - 23<sup>5</sup>/<sub>8</sub>" x 23<sup>5</sup>/<sub>8</sub>"





MAISON

antracite

60x60 rett. - 23<sup>5/8</sup>" x 23<sup>5/8</sup>"






**CENERE**



**GRIGIO**

## FORMATI

SIZES / FORMATS / FORMATE




60x60 rett. - 23<sup>5/8</sup>"x23<sup>5/8</sup>" ● 70

2000470 AVORIO  
2000472 CENERE - 2000479 CENERE GRIP  
2000471 GRIGIO - 2000478 GRIGIO GRIP  
2000473 ANTRACITE



30x60 rett. - 11<sup>13/16</sup>"x23<sup>5/8</sup>" ● 70

2000482 AVORIO  
2000484 CENERE  
2000483 GRIGIO  
2000485 ANTRACITE



45x45 - 17<sup>11/16</sup>"x17<sup>11/16</sup>" ● 44

2016627 CENERE  
2016629 GRIGIO  
2016623 ANTRACITE

**GRES FINE PORCELLANATO COLORATO IN MASSA** / COLORBODY FINE PORCELAIN STONEWARE / GRÈS CÉRAME FIN COLORÉ DANS LA MASSE  
 DURCHGEFÄRBTES FEINSTEINZEUG / GRES PORCELÁNICO FINO COLOREADO EN TODA LA MASA

**CARATTERISTICHE TECNICHE**

Technical Features - Caracteristiques Techniques - Technische Eigenschaften



MAISON

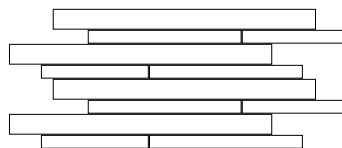
**MOSAICO BACCHETTE 30x30 - 11<sup>13/16</sup>"x11<sup>13/16</sup>" ▲ 38**  
 (PZxBOX 6)

- 2104678 AVORIO
- 2104677 CENERE
- 2104680 GRIGIO
- 2104676 ANTRACITE




**MOSAICO A MURETTO 30x60 - 11<sup>13/16</sup>"x23<sup>5/8</sup>" ▲ 44**  
 (PZxBOX 6)

- 2108091 AVORIO
- 2108090 CENERE
- 2108093 GRIGIO
- 2108089 ANTRACITE



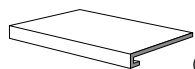
**MOSAICO CON TOZZETTO 30x30 - 11<sup>13/16</sup>"x11<sup>13/16</sup>" ▲ 24**  
 (PZxBOX 11)

- 2108086 AVORIO
- 2108085 CENERE
- 2108088 GRIGIO
- 2108084 ANTRACITE



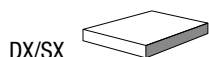
**PEZZI SPECIALI**

TRIMS / PIECES SPECIALES / FORMTEILE



(PZxBOX 4) ▲ 168

**GRADONE 32,5x60x4 - 12<sup>13/16</sup>"x23<sup>5/8</sup>"x1<sup>9/16</sup>**



(PZxBOX 2) ▲ 168

**GRAD. ANGOLARE 32,5x32,5x4 - 12<sup>13/16</sup>"x12<sup>13/16</sup>"x1<sup>9/16</sup>**

**BATTISCOPA 7,1x60 - 2<sup>13/16</sup>"x23<sup>5/8</sup>" ▲ 12**  
 (PZxBOX 14)

- 2016644 AVORIO
- 2016645 CENERE
- 2016646 GRIGIO
- 2016643 ANTRACITE



**BATTISCOPA 8x45 - 3<sup>1/8</sup>"x17<sup>11/16</sup>" ▲ 7**  
 (PZxBOX 30)

- 2016649 CENERE
- 2016652 GRIGIO
- 2016648 ANTRACITE





**ANTRACITE**



**AVORIO**

**COLORI**

COLOURS / COULEURS / FARBEN



CENERE



GRIGIO

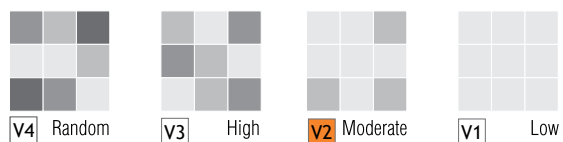


ANTRACITE



AVORIO

## SHADE VARIATIONS



V4 Random

V3 High



V2 Moderate

V1 Low



## IMBALLI E PESI

PACKING AND WEIGHT - EMBALLAGES ET POIDS - VERPACKUNG UND GEWICHT

Articolo Item Reference Artikel	Formato Size Format Format	 Pz.xScat. PiecesxBox Stk.xKrt. Pcs / Bte	Mq.xScat. SqmxBox M <sup>2</sup> / Bte QmxKrt.	PesoxScat. WeightxBox Poids / Bte(kg) GewichtxKrt(kg)	 Scat.xPal. BoxesxPal. Bte / Pal. Krt.xPal.	Mq.xPal. SqmxPal. M <sup>2</sup> / Pal. QmxPal.	PesoxPal. WeightxPal. Poids / Pal.(kg) GewichtxPal.(kg)
MAISON	60x60 Rett.	3	1,08	22,35	40	43,20	894
MAISON	30x60 Rett.	6	1,08	21,81	48	51,84	1046,88
MAISON	45x45	8	1,62	25,27	48	77,76	1213



# MEMENTO

---







MEMENTO



cenere

60x60 rett. - 23<sup>5/8</sup>" x 23<sup>5/8</sup>"







# MEMENTO

---

## cenere

60x60 rett. - 23<sup>5/8</sup>"x23<sup>5/8</sup>"

# MEMENTO

---

bianco

30x60 rett. - 11<sup>13/16</sup>" x 23<sup>5/8</sup>"

mos. tozz. 30x30 - 11<sup>13/16</sup>" x 11<sup>13/16</sup>"











# MEMENTO

---

bianco

60x60 rett. - 23<sup>5/8</sup>"x23<sup>5/8</sup>"

# MEMENTO

---

## antracite

60X60 rett. - 23<sup>5/8</sup>" x 23<sup>5/8</sup>"





MEMENTO



grigio

60x60 rett. - 23<sup>5/8</sup>" x 23<sup>5/8</sup>"







# MEMENTO

---

## grigio


30X60 rett. -  $11\frac{13}{16}'' \times 23\frac{5}{8}''$   
mos. list. 30x60 -  $11\frac{13}{16}'' \times 23\frac{5}{8}''$

**ANTRACITE**

**GRIGIO**


## **FORMATI**

SIZES / FORMATS / FORMATE



60x60 rett. - 23<sup>5/8</sup>"x23<sup>5/8</sup>" ● 70

2000112 BIANCO  
2000114 CENERE  
2000116 GRIGIO  
2000110 ANTRACITE



30x60 rett. - 11<sup>13/16</sup>"x23<sup>5/8</sup>" ● 70

2000104 BIANCO  
2000106 CENERE  
2000108 GRIGIO  
2000102 ANTRACITE



**GRES FINE PORCELLANATO COLORATO IN MASSA** / COLORBODY FINE PORCELAIN STONEWARE / GRÈS CÉRAME FIN COLORÉ DANS LA MASSE  
 DURCHGEFÄRBTES FEINSTEINZEUG / GRES PORCELÁNICO FINO COLOREADO EN TODA LA MASA


## CARATTERISTICHE TECNICHE

Technical Features - Caracteristiques Techniques - Technische Eigenschaften



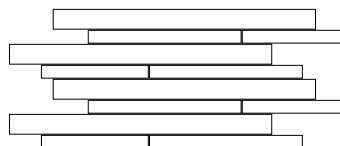
**MOSAICO CON TOZZETTO 30x30** - 11<sup>13/16"</sup>x11<sup>13/16"</sup> ▲ 24  
 (PZxBOX 11)

2000124 BIANCO  
 2000123 CENERE  
 2000125 GRIGIO  
 2000122 ANTRACITE



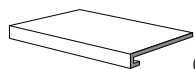
**MOSAICO A MURETTO 30x60** - 11<sup>13/16"</sup>x23<sup>5/8"</sup> ▲ 44  
 (PZxBOX 6)

2000126 BIANCO  
 2000127 CENERE  
 2000128 GRIGIO  
 2000129 ANTRACITE



## PEZZI SPECIALI

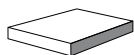
TRIMS / PIECES SPECIALES / FORMTEILE



(PZxBOX 4) ▲ 168

**GRADONE 32,5x60x4** - 12<sup>13/16"</sup>x23<sup>5/8"</sup>x1<sup>9/16"</sup>

DX/SX



(PZxBOX 2) ▲ 168

**GRAD. ANGOLARE 32,5x32,5x4** - 12<sup>13/16"</sup>x12<sup>13/16"</sup>x1<sup>9/16"</sup>

**BATTISCOPA 7,1x60** - 2<sup>13/16"</sup>x23<sup>5/8"</sup> ▲ 12

(PZxBOX 14)

2000119 BIANCO  
 2000120 CENERE  
 2000121 GRIGIO  
 2000118 ANTRACITE






**BIANCO**



**CENERE**

## **COLORI**

COLOURS / COULEURS / FARBEN



ANTRACITE



GRIGIO

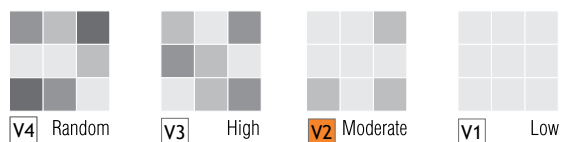


BIANCO



CENERE



## SHADE VARIATIONS



MEMENTO

## IMBALLI E PESI

PACKING AND WEIGHT - EMBALLAGES ET POIDS - VERPACKUNG UND GEWICHT

Articolo Item Reference Artikel	Formato Size Format Format	 Pz.xScat. PiecesxBox Stk.xKrt. Pcs / Bte	Mq.xScat. SqmxBox M <sup>2</sup> / Bte QmxKrt.	PesoxScat. WeightxBox Poids / Bte(kg) GewichtxKrt(kg)	 Scat.xPal. BoxesxPal. Bte / Pal. Krt.xPal.	Mq.xPal. SqmxPal. M <sup>2</sup> / Pal. QmxPal.	PesoxPal. WeightxPal. Poids / Pal.(kg) GewichtxPal.(kg)
MEMENTO	60x60 Rett.	4	1,44	26,73	32	46,08	855
MEMENTO	30x60 Rett.	7	1,26	22,68	40	50,40	907



# NICE

---





NICE



cenere

60x120 rett. - 23<sup>5/8</sup>"x47<sup>1/4</sup>"



NICE



cenere

60x60 rett. - 23<sup>5/8</sup>" x 23<sup>5/8</sup>"







# NICE

---

## cenere

MIX 30

15x30 rett. -  $5\frac{7}{8}'' \times 11\frac{13}{16}''$

10x30 rett. -  $3\frac{5}{16}'' \times 11\frac{13}{16}''$

5x30 rett. -  $1\frac{15}{16}'' \times 11\frac{13}{16}''$



NICE  
lappato



cenere

lappato 60x60 rett. - 23<sup>5/8</sup>" x 23<sup>5/8</sup>"



NICE

---

lappato

**cenere**

lappato 60x60 rett. - 23<sup>5/8</sup>" x 23<sup>5/8</sup>"





NICE

lappato

**cenere**

lappato 30x60 rett. - 11<sup>13/16</sup>"x23<sup>5/8</sup>"











NICE

---

grigio


60x120 rett. - 23<sup>5/8</sup>"x47<sup>1/4</sup>"

NICE

grigio

60x60 rett. - 23<sup>5/8</sup>" x 23<sup>5/8</sup>"









## grigio

30x60 rett. - 11<sup>13/16</sup>"x23<sup>5/8</sup>"  
dec. nice grigio 30x60 - 11<sup>13/16</sup>"x23<sup>5/8</sup>")

## grigio

30x60 rett. - 11<sup>13/16</sup>"x23<sup>5/8</sup>"

NICE

grigio

grip 60x60 rett. - 23<sup>5</sup>/<sub>8</sub>" x 23<sup>5</sup>/<sub>8</sub>"









NICE

---

lappato

grigio

lappato 60x60 rett. - 23<sup>5/8</sup>"x23<sup>5/8</sup>"





NICE

---

lappato

grigio

lappato 30x60 rett. - 11<sup>13/16</sup>" x 23<sup>5/8</sup>"

antracite

lappato 60x60 rett. - 23<sup>5/8</sup>" x 23<sup>5/8</sup>"



NICE

---



antracite

60x60 rett. - 23<sup>5/8</sup>"x23<sup>5/8</sup>"







NICE

---

lappato

**antracite**

lappato 60x60 rett. - 23<sup>5/8</sup>" x 23<sup>5/8</sup>"





NICE

---

bianco

60x60 rett. - 23<sup>5/8</sup>" x 23<sup>5/8</sup>"

# NICE

---

## bianco antracite

MIX 30

15x30 rett. - 5<sup>7</sup>/<sub>8</sub>" x 11<sup>13</sup>/<sub>16</sub>"

10x30 rett. - 3<sup>15</sup>/<sub>16</sub>" x 11<sup>13</sup>/<sub>16</sub>"

5x30 rett. - 1<sup>15</sup>/<sub>16</sub>" x 11<sup>13</sup>/<sub>16</sub>"

MIX 60

15x60 rett. - 5<sup>7</sup>/<sub>8</sub>" x 23<sup>5</sup>/<sub>8</sub>"

10x60 rett. - 3<sup>15</sup>/<sub>16</sub>" x 23<sup>5</sup>/<sub>8</sub>"

5x60 rett. - 1<sup>15</sup>/<sub>16</sub>" x 23<sup>5</sup>/<sub>8</sub>"





NICE



bianco

60x60 rett. - 23<sup>5/8</sup>" x 23<sup>5/8</sup>"



NICE

---

lappato

**bianco**

lappato 60x60 rett. - 23<sup>5/8</sup>" x 23<sup>5/8</sup>"





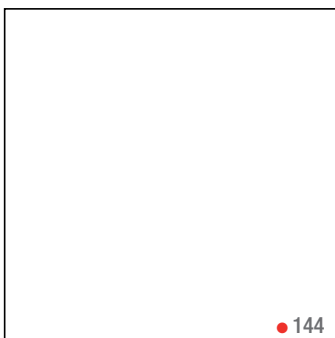


**ANTRACITE**

**GRIGIO**

## FORMATI


SIZES / FORMATS / FORMATE



● 144

120x120 rett. - 47<sup>1/4</sup>"x47<sup>1/4</sup>"

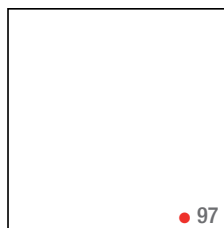
2000064 GRIGIO  
2000060 CENERE  
2000066 ANTRACITE  
2000062 BIANCO



● 114

60x120 rett. - 23<sup>5/8</sup>"x47<sup>1/4</sup>"

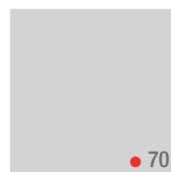
2000184 GRIGIO  
2000180 CENERE  
2000186 ANTRACITE  
2000182 BIANCO



● 97

80x80 rett. - 31<sup>1/2</sup>"x31<sup>1/2</sup>"

2138226 GRIGIO  
2138228 CENERE  
2138230 ANTRACITE  
2138224 BIANCO



● 70

60x60 rett. - 23<sup>5/8</sup>"x23<sup>5/8</sup>"

2144745 GRIGIO - 2149534/GRIP  
2144746 CENERE - 2149535/GRIP  
2144747 ANTRACITE - 2149536/GRIP  
2138904 BIANCO - 2149540/GRIP

2000084 GRIGIO/LAPP ● 82  
2000082 CENERE/LAPP  
2000080 BIANCO/LAPP  
2000078 ANTRACITE/LAPP

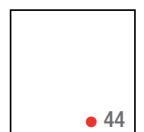


● 70

30x60 rett. - 11<sup>13/16</sup>"x23<sup>5/8</sup>"

2144749 GRIGIO  
2144750 CENERE  
2144751 ANTRACITE  
2138905 BIANCO

2000076 GRIGIO/LAPP ● 82  
2000074 CENERE/LAPP  
2000072 BIANCO/LAPP  
2000070 ANTRACITE/LAPP



● 44

45x45 - 17<sup>11/16</sup>"x17<sup>11/16</sup>"

2118403 GRIGIO - 2094910/GRIP  
2118404 CENERE  
2118467 ANTRACITE  
2138906 BIANCO

**CARATTERISTICHE TECNICHE**

Technical Features - Caracteristiques Techniques - Technische Eigenschaften



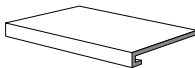
**MIX 60**

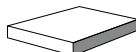
15x60 rett. - 5<sup>7/8</sup>"x23<sup>5/8</sup>" - 10x60 rett. - 3<sup>15/16</sup>"x23<sup>5/8</sup>" - 5x60 rett. - 1<sup>15/16</sup>"x23<sup>5/8</sup>"



**PEZZI SPECIALI**

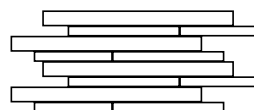
TRIMS / PIECES SPECIALES / FORMTEILE

 (PZxBOX 4) ▲ 168  
 GRADONE 32,5x60x4 - 12<sup>13/16</sup>"x23<sup>5/8</sup>"x1<sup>9/16</sup>

 (PZxBOX 2) ▲ 168  
 DX/SX GRAD. ANGOLARE 32,5x32,5x4 - 12<sup>13/16</sup>"x12<sup>13/16</sup>"x1<sup>9/16</sup>


MOSAICO A MURETTO 30x60 - 11<sup>13/16</sup>"x23<sup>5/8</sup>" ▲ 44  
 (PZxBOX 6)

2117031 GRIGIO  
 2117032 CENERE  
 2070645 BIANCO  
 2117033 ANTRACITE



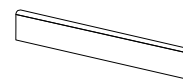
MOSAICO CON TOZZETTO 30x30 - 11<sup>13/16</sup>"x11<sup>13/16</sup>" ▲ 24  
 (PZxBOX 11)

2144769 GRIGIO  
 2144770 CENERE  
 2070643 BIANCO  
 2144772 ANTRACITE



BATTISCOPA 6x80 - 2<sup>23/64</sup>"x31<sup>1/2</sup>" ▲ 16  
 (PZxBOX 12)

2149546 GRIGIO  
 2149547 CENERE  
 2149548 ANTRACITE  
 2138219 BIANCO






BATTISCOPA 7,1x60 - 2<sup>13/16</sup>"x23<sup>5/8</sup>" ▲ 12  
 (PZxBOX 14)




2144753 GRIGIO  
 2144754 CENERE  
 2144755 ANTRACITE  
 2138222 BIANCO



**MIX 60 (IMBALLO 7 PZ PER FORMATO)**

 15x60 rett. - 5<sup>7/8</sup>"x23<sup>5/8</sup>"  
 10x60 rett. - 3<sup>15/16</sup>"x23<sup>5/8</sup>"  
 5x60 rett. - 1<sup>15/16</sup>"x23<sup>5/8</sup>"

**MIX 30 (IMBALLO 8 PZ PER FORMATO)**

 15x30 rett. - 5<sup>7/8</sup>"x11<sup>13/16</sup>"  
 10x30 rett. - 3<sup>15/16</sup>"x11<sup>13/16</sup>"  
 5x30 rett. - 1<sup>15/16</sup>"x11<sup>13/16</sup>"

BATTISCOPA 8x45 - 3<sup>1/8</sup>"x17<sup>11/16</sup>" ▲ 7  
 (PZxBOX 30)

2118563 GRIGIO  
 2118564 CENERE  
 2118565 ANTRACITE  
 2138223 BIANCO





**CENERE**



**BIANCO**

**COLORI**

COLOURS / COULEURS / FARBEN



ANTRACITE



CENERE

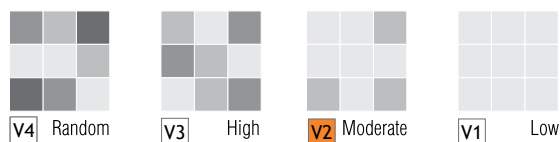


GRIGIO



BIANCO

## SHADE VARIATIONS



## DECORI

DECORS - DECORS - DEKORE

(PZxBOX 4)



▲ 50

0084420 DEC. GRIGIO 30x60 rett. - 11<sup>13/16"</sup>x23<sup>5/8"</sup>



▲ 50

0084421 DEC. CENERE 30x60 rett. - 11<sup>13/16"</sup>x23<sup>5/8"</sup>



▲ 50

0084422 DEC. ANTRACITE 30x60 rett. - 11<sup>13/16"</sup>x23<sup>5/8"</sup>



▲ 50

0084423 DEC. BIANCO 30x60 rett. - 11<sup>13/16"</sup>x23<sup>5/8"</sup>

(PZxBOX 6)



▲ 14

0084424 DEC. GRIGIO 4,8x60 rett (1<sup>7/8"</sup>x23<sup>5/8"</sup>)




▲ 14

0084425 DEC. CENERE 4,8x60 rett (1<sup>7/8"</sup>x23<sup>5/8"</sup>)



▲ 14

0084426 DEC. ANTRACITE 4,8x60 rett (1<sup>7/8"</sup>x23<sup>5/8"</sup>)





▲ 14

0084427 DEC. BIANCO 4,8x60 rett (1<sup>7/8"</sup>x23<sup>5/8"</sup>)

## IMBALLI E PESI

PACKING AND WEIGHT - EMBALLAGES ET POIDS - VERPACKUNG UND GEWICHT

Articolo Item Reference Artikel	Formato Size Format Format	 Pz.xScat. PiecesxBox Stk.xKrt. Pcs / Bte	Mq.xScat. SqmxBox M <sup>2</sup> / Bte QmxKrt.	PesoScat. WeightxBox Poids / Bte(kg) GewichtxKrt(kg)	 Scat.xPal. BoxesxPal. Bte / Pal. Krt.xPal.	Mq.xPal. SqmxPal. M <sup>2</sup> / Pal. QmxPal.	PesoPal. WeightxPal. Poids / Pal.(kg) GewichtxPal. (kg)
NICE	120x120 Rett.	1	1,44	37,00	36	51,84	1332
NICE	60x120 Rett.	2	1,44	34	36	51,84	1225
NICE	80x80 Rett.	2	1,28	32	42	53,76	1344
NICE	60x60 Rett.	4	1,44	26,73	32	46,08	855
NICE	60x60 Rett. Grip	4	1,44	26,73	32	46,08	855
NICE	30x60 Rett.	7	1,26	22,68	40	50,40	907
NICE	MIX 60 (15x60 - 10x60 - 5x60)	21 (7 PZ PER FORMATO)	1,26	22,68	40	50,40	907
NICE	MIX 30 (15x30 - 10x30 - 5x30)	24 (8 PZ PER FORMATO)	0,72	12,96	64	46,08	830
NICE	45x45	8	1,62	25,27	48	77,76	1213



# DEVA

---





DEVA



grigio

60x60 rett. - 23<sup>5/8</sup>" x 23<sup>5/8</sup>"









DEVA

---

grigio

60x60 rett. - 23<sup>5</sup>/<sub>8</sub>" x 23<sup>5</sup>/<sub>8</sub>"

DEVA



tortora

60x60 rett. - 23<sup>5/8</sup>" x 23<sup>5/8</sup>"



DEVA

---

tortora

60x60 rett. - 23<sup>5/8</sup>" x 23<sup>5/8</sup>"









# DEVA

---



## bianco

60x60 rett. - 23<sup>5</sup>/<sub>8</sub>" x 23<sup>5</sup>/<sub>8</sub>"

30x60 rett. - 11<sup>13</sup>/<sub>16</sub>" x 23<sup>5</sup>/<sub>8</sub>"

mos. tozz. 30x30 - 11<sup>13</sup>/<sub>16</sub>" x 11<sup>13</sup>/<sub>16</sub>"

# DEVA

---

## avorio

60x60 rett. - 23<sup>5</sup>/<sub>8</sub>" x 23<sup>5</sup>/<sub>8</sub>"

30x60 rett. - 11<sup>13</sup>/<sub>16</sub>" x 23<sup>5</sup>/<sub>8</sub>"








**GRIGIO**



**AVORIO**

## **FORMATI**

SIZES / FORMATS / FORMATE



60x60 rett. - 23<sup>5/8</sup>"x23<sup>5/8</sup>" ● 70

2000340 AVORIO  
2000338 BIANCO  
2000342 GRIGIO  
2000344 TORTORA



30x60 rett. - 11<sup>13/16</sup>"x23<sup>5/8</sup>" ● 70

2000332 AVORIO  
2000330 BIANCO  
2000334 GRIGIO  
2000336 TORTORA

**GRES FINE PORCELLANATO COLORATO IN MASSA** / COLORBODY FINE PORCELAIN STONEWARE / GRÈS CÉRAME FIN COLORÉ DANS LA MASSE  
 DURCHGEFÄRBTES FEINSTEINZEUG / GRES PORCELÁNICO FINO COLOREADO EN TODA LA MASA


**CARATTERISTICHE TECNICHE**

Technical Features - Caracteristiques Techniques - Technische Eigenschaften



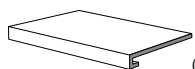
**MOSAICO CON TOZZETTO 30x30 - 11<sup>13/16</sup>"x11<sup>13/16</sup>"** ▲ 24  
 (PZxBOX 11)

- 2000351 AVORIO
- 2000350 BIANCO
- 2000353 GRIGIO
- 2000352 TORTORA



**PEZZI SPECIALI**

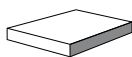
TRIMS / PIECES SPECIALES / FORMTEILE



(PZxBOX 4)

**GRADONE 32,5x60x4 - 12<sup>13/16</sup>"x23<sup>5/8</sup>"x1<sup>9/16</sup>"** ▲ 168

DX/SX



(PZxBOX 2)

**GRAD. ANGOLARE 32,5x32,5x4 - 12<sup>13/16</sup>"x12<sup>13/16</sup>"x1<sup>9/16</sup>"** ▲ 168

**BATTISCOPA 7,1x60 - 2<sup>13/16</sup>"x23<sup>5/8</sup>"** ▲ 12

- 2000347 AVORIO
- 2000346 BIANCO
- 2000348 GRIGIO
- 2000349 TORTORA



(PZxBOX 14)



**TORTORA**



**BIANCO**

## **COLORI**

COLOURS / COULEURS / FARBEN



**GRIGIO**



**AVORIO**

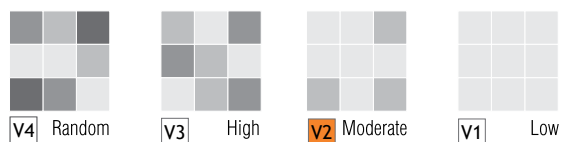


**TORTORA**





**BIANCO**

## SHADE VARIATIONS



## IMBALLI E PESI

PACKING AND WEIGHT - EMBALLAGES ET POIDS - VERPACKUNG UND GEWICHT

Articolo Item Reference Artikel	Formato Size Format Format	 Pz.xScat. PiecesxBox Stk.xKrt. Pcs / Bte	Mq.xScat. SqmxBox M <sup>2</sup> / Bte QmxKrt.	PesoxScat. WeightxBox Poids / Bte(kg) GewichtxKrt(kg)	 Scat.xPal. BoxesxPal. Bte / Pal. Krt.xPal.	Mq.xPal. SqmxPal. M <sup>2</sup> / Pal. QmxPal.	PesoxPal. WeightxPal. Poids / Pal.(kg) GewichtxPal.(kg)
DEVA	60x60 Rett.	4	1,44	25,20	32	46,08	806
DEVA	30x60 Rett.	7	1,26	22,05	40	50,40	882



# LUNARE

---





# LUNARE

---

## grigio

60x60 rett. - 23<sup>5</sup>/<sub>8</sub>" x 23<sup>5</sup>/<sub>8</sub>"





LUNARE



antracite

60x60 rett. - 23<sup>5</sup>/<sub>8</sub>" x 23<sup>5</sup>/<sub>8</sub>"







# LUNARE

---

**cenere**

60x60 rett. - 23<sup>5/8</sup>" x 23<sup>5/8</sup>"




**CENERE**



**BIANCO**

## **FORMATI**

SIZES / FORMATS / FORMATE



60x60 rett. - 23<sup>5/8</sup>"x23<sup>5/8</sup>" ● 70

2138749 BIANCO  
2012491 GRIGIO  
2012488 CENERE  
2012489 ANTRACITE



30x60 rett. - 11<sup>13/16</sup>"x23<sup>5/8</sup>" ● 70

2138751 BIANCO  
2099567 GRIGIO  
2099564 CENERE  
2099565 ANTRACITE



**GRES FINE PORCELLANATO COLORATO IN MASSA** / COLORBODY FINE PORCELAIN STONEWARE / GRÈS CÉRAME FIN COLORÉ DANS LA MASSE  
 DURCHGEFÄRBTES FEINSTEINZEUG / GRES PORCELÁNICO FINO COLOREADO EN TODA LA MASA


**CARATTERISTICHE TECNICHE**

Technical Features - Caracteristiques Techniques - Technische Eigenschaften



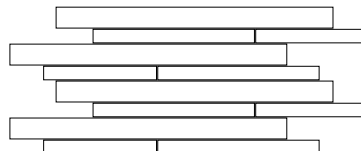
**MOSAICO CON TOZZETTO 30x30 - 11 13/16" x 11 13/16"** ▲ 24  
 (PZxBOX 11)

- 2138753 BIANCO
- 2099571 GRIGIO
- 2099568 CENERE
- 2099569 ANTRACITE



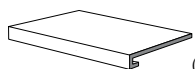
**MOSAICO A MURETTO 30x60 - 11 13/16" x 23 5/8"** ▲ 44  
 (PZxBOX 6)

- 2138754 BIANCO
- 2099575 GRIGIO
- 2099572 CENERE
- 2099573 ANTRACITE



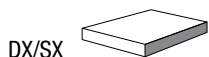
**PEZZI SPECIALI**

TRIMS / PIECES SPECIALES / FORMTEILE



(PZxBOX 4)

**GRADONE 32,5x60x4 - 12 13/16" x 23 5/8" x 1 9/16"** ▲ 168



(PZxBOX 2)

**GRAD. ANGOLARE 32,5x32,5x4 - 12 13/16" x 12 13/16" x 1 9/16"** ▲ 168

**BATTISCOPA 7,1x60 - 2 13/16" x 23 5/8"** ▲ 12

- 2138758 BIANCO
- 2015577 GRIGIO
- 2015574 CENERE
- 2015575 ANTRACITE



(PZxBOX 14)



**ANTRACITE**



**GRIGIO**

**COLORI**

COLOURS / COULEURS / FARBEN



CENERE



BIANCO

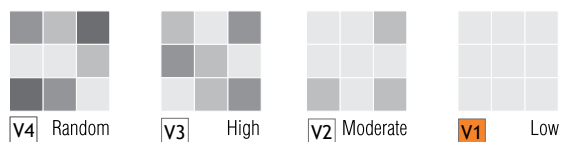


ANTRACITE



GRIGIO

## SHADE VARIATIONS



## DECORI

DECORS - DECORS - DEKORE

(PZxBOX 4)



▲ 50

0094663 DEC. GRIGIO 30x60 rett. - 11<sup>13/16</sup>”x23<sup>5/8</sup>”



▲ 50

0094664 DEC. CENERE 30x60 rett. - 11<sup>13/16</sup>”x23<sup>5/8</sup>”



▲ 50

0094665 DEC. ANTRACITE 30x60 rett. - 11<sup>13/16</sup>”x23<sup>5/8</sup>”



▲ 50

0094666 DEC. BIANCO 30x60 rett. - 11<sup>13/16</sup>”x23<sup>5/8</sup>”

(PZxBOX 6)



▲ 14

0094667 DEC. GRIGIO 4,8x60 rett. - 17<sup>7/8</sup>”x23<sup>5/8</sup>”



▲ 14

0094668 DEC. CENERE 4,8x60 rett. - 17<sup>7/8</sup>”x23<sup>5/8</sup>”



▲ 14

0094669 DEC. ANTRACITE 4,8x60 rett. - 17<sup>7/8</sup>”x23<sup>5/8</sup>”





▲ 14

0094670 DEC. BIANCO 4,8x60 rett. - 17<sup>7/8</sup>”x23<sup>5/8</sup>”

## IMBALLI E PESI

PACKING AND WEIGHT - EMBALLAGES ET POIDS - VERPACKUNG UND GEWICHT

Articolo Item Reference Artikel	Formato Size Format Format	 Pz.xScat. PiecesxBox Stk.xKrt. Pcs / Bte	Mq.xScat. SqmxBox M <sup>2</sup> / Bte QmxKrt.	PesoxScat. WeightxBox Poids / Bte(kg) GewichtxKrt(kg)	 Scat.xPal. BoxesxPal. Bte / Pal. Krt.xPal.	Mq.xPal. SqmxPal. M <sup>2</sup> / Pal. QmxPal.	PesoxPal. WeightxPal. Poids / Pal.(kg) GewichtxPal.(kg)
LUNARE	60x60 Rett.	3	1,08	22,35	40	43,20	894
LUNARE	30x60 Rett.	6	1,08	21,81	48	51,84	1046,88
LUNARE	60x60 Rett. Grip	3	1,08	22,35	40	43,20	894



# MANOIR

---






MANOIR



cotto

12,5x50 (4<sup>15/16</sup>" x 19<sup>11/16</sup>" )






MANOIR

grigio


esagona 18,2x21 - 7<sup>3</sup>/<sub>16</sub>"x8<sup>1</sup>/<sub>4</sub>"  
decoro esagona 18,2x21 - 7<sup>3</sup>/<sub>16</sub>"x8<sup>1</sup>/<sub>4</sub>"





MANOIR





beige

12,5x50 (4<sup>15/16</sup>"x19<sup>11/16</sup>" )

beige


esagona 18,2x21 - 7<sup>3/16</sup>"x8<sup>1/4</sup>"

MANOIR



brown

12,5x50 - 4<sup>15/16</sup>"x19<sup>11/16</sup>"






**GRIGIO**



**COTTO**

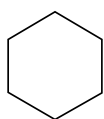
## FORMATI

SIZES / FORMATS / FORMATE



12,5x50 - 4<sup>15/16</sup>"x19<sup>11/16</sup>" ● 64

2173868 BEIGE  
2173866 COTTO  
2173867 GRIGIO  
2173869 BROWN



ESAGONA 18,2x21 - 7<sup>3/16</sup>"x8<sup>1/4</sup>" ● 82

2173860 BEIGE  
2173859 GRIGIO  
2173861 BROWN

**GRES FINE PORCELLANATO COLORATO IN MASSA** / COLORBODY FINE PORCELAIN STONEWARE / GRÈS CÉRAME FIN COLORÉ DANS LA MASSE  
DURCHGEFÄRBTES FEINSTEINZEUG / GRES PORCELÁNICO FINO COLOREADO EN TODA LA MASA

## CARATTERISTICHE TECNICHE

Technical Features - Caracteristiques Techniques - Technische Eigenschaften



## PEZZI SPECIALI

TRIMS / PIECES SPECIALES / FORMTEILE

BATTISCOPIA 6x50 - 2<sup>23/64</sup>"x19<sup>11/16</sup>" ▲ 12


2173876 COTTO  
2173878 BEIGE  
2173877 GRIGIO  
2173879 BROWN



(PZxBOX 14)



**BROWN**



**BEIGE**

**COLORI**

COLOURS / COULEURS / FARBEN



BROWN



BEIGE



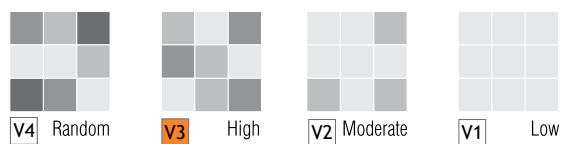
GRIGIO



COTTO



## SHADE VARIATIONS



## DECORI



DECORS - DECORS - DEKORE



2173880 DECORO ESAGONA 18,2x21 - 7<sup>3/16</sup>"x8<sup>1/4</sup>" ● 96

## IMBALLI E PESI

PACKING AND WEIGHT - EMBALLAGES ET POIDS - VERPACKUNG UND GEWICHT











Articolo Item Reference Artikel	Formato Size Format Format	 Pz.xScat. PiecesxBox Stk.xKrt. Pcs / Bte	Mq.xScat. SqmxBox M <sup>2</sup> / Bte QmxKrt.	PesoxScat. WeightxBox Poids / Bte(kg) GewichtxKrt(kg)	 Scat.xPal. BoxesxPal. Bte / Pal. Krt.xPal.	Mq.xPal. SqmxPal. M <sup>2</sup> / Pal. QmxPal.	PesoxPal. WeightxPal. Poids / Pal.(kg) GewichtxPal.(kg)
MANOIR	12,5x50	16	1	17,77	72	72	1280
MANOIR	18,2x21	16	0,459	9,34	100	45,90	934,88

# Caratteristiche tecniche

Technical Features

Caracteristiques Techniques

Technische Eigenschaften

CARATTERISTICHE TECNICHE Technical features Caracteristiques techniques Technische eigenschaften	NORMA DI RIFERIMENTO Reference standard Norme de reference Besugnorm	VALORE RICHIESTO Value required Valeur requise Geforderter wert	RISPONDEZA ALLA NORMA Accordance to the norme Correspondance à la norme Übereinstimmung an die norme
<b>TEMPERATURA DI COTTURA</b> Firing temperature Température de cuisson Brenntemperatur			> 1200° C
<b>ASSORBIMENTO D'ACQUA - IN %</b> Water absorption - in % Absorption d'eau - en % Wasseraufnahme - in %	 <b>ISO 10545-3</b>	<= 0,5%	<b>CONFORME</b> compliant conformes gemäß
<b>FORZA DI ROTTURA</b> Breaking strength Résistance à la rupture Bruchlast	 <b>ISO 10545-4</b>	<b>SP. &gt;= 7,5MM &gt;= 1300 N</b> <b>SP. &lt; 7,5MM &gt;= 700 N</b>	<b>CONFORME</b> compliant conformes gemäß
<b>RESISTENZA ALLA FLESSIONE</b> Flexural strength Resistance a la flexion Biegefestigkeit	 <b>ISO 10545-4</b>	>= 35 N/mm <sup>2</sup>	<b>CONFORME</b> compliant conformes gemäß
<b>RESISTENZA AGLI SBALZI TERMICI</b> Thermal shock resistance Resistance aux écarts de température Temperaturwechselbeständigkeit	 <b>ISO 10545-9</b>	<b>NESSUN CAMPIONE DEVE PRESENTARE DIFETTI VISIBILI</b> no sample must show visible defects aucun échantillon ne doit presenter des défauts visibles kein exemplar soll sichtbare schäden aufweisen	<b>CONFORME</b> compliant conformes gemäß
<b>RESISTENZA AL GELO</b> Frost resistance Résistance au gel Frostbeständigkeit	 <b>ISO 10545-12</b>	<b>RESISTENTI</b> resistant résistants widerstandsfähig	<b>RESISTENTI</b> resistant résistants widerstandsfähig
<b>CARATTERISTICHE DIMENSIONALI</b> Size characteristics Caracteristiques dimensionelle Masseigenschaften	 <b>ISO 10545-2</b>	<b>lunghezza e larghezza / length and width / longueur et largeur / länge und breite +/- 0,6 % max +/- 2 mm</b> <b>spessore / thickness / épaisseur / stärke +/- 5,0 % max +/- 5 mm</b> <b>ortogonalità / wedging / orthogonalité / rechtwinkligkeit +/- 0,5 % max +/- 2 mm</b> <b>planarità / flatness / planéité / ebenflächigkeit +/- 0,5 % max +/- 2 mm</b>	<b>CONFORME</b> compliant conformes gemäß
<b>COEFFICIENTE DI DILATAZIONE LINEARE</b> Linear thermal expansion coefficient coefficient de expansion térmica linear Wärmeausdehnungskoeffizient	 <b>ISO 10545-8</b>	<b>METODO DI PROVA DISPONIBILE</b> test method available méthod d'essai disponible verfügbare prüfmethode	<b>a &lt;= 7 x 10<sup>-6</sup>/°C</b>
<b>RESISTENZA AI PRODOTTI CHIMICI</b> Resistance to chemicals Resistance aux produits chimiques Chemikallendestigkeit	 <b>ISO 10545-13</b>	<b>MIN. B</b>	<b>CONFORME</b> compliant conformes gemäß
<b>RESISTENZA ALLE MACCHIE</b> Stain resistance Résistance aux taches Fleckenbeständigkeit	 <b>ISO 10545-14</b>	<b>CLASSE &gt;= 3</b>	<b>CONFORME</b> compliant conformes gemäß
<b>DUREZZA SUPERFICIE MOHS</b> Mohs surface hardness Dureté de surface Oberflächenhärte	 <b>EN 101</b>	<b>&gt;= MOHS 5</b>	<b>CONFORME</b> compliant conformes gemäß

**GRES PORCELLANATO • PORCELAIN STONEWARE • GRÈS CÉRAME • FEINSTEINZEUG**  
**UNI EN 14411 BIA**

# Posa in opera

Laying

Pose

Verlegung

## POSA IN OPERA

La corretta esecuzione della posa in opera del materiale è fondamentale, oltre alla qualità del prodotto, per garantire un risultato finale ottimale e soddisfacente.

È importante eseguire con cura e professionalità tutte le fasi che vanno dalla preparazione del sottofondo, alla composizione della malta e dei collanti, al rispetto dei tempi di maturazione, fino alle operazioni finali di battitura e pulizia.

CRZ64 consiglia per la posa dei propri prodotti l'utilizzo di collanti in classe C 2 in base alla normativa Europea - EN 12004.

È comunque possibile per formati di piccole dimensioni (max 30 x 30 ) realizzare la posa in modo tradizionale con malta cementizia aumentando lo spolvero in cemento (5+-8 kg/ m2).

È sempre preferibile realizzare pose a giunto aperto anche per prodotti rettificati (almeno 2 mm). Questo sistema, oltre ad essere l'unico ammesso in alcuni paesi, consente di ridurre il modulo di elasticità dello strato di rivestimento riducendo i rischi di sollevamento o distacco.

## LAYING

Correct laying of the material, as well as the quality of the product, is essential for guaranteeing an excellent and satisfying final result.

It is important to carry out skilfully and carefully all the stages, ranging from the preparation of the foundations, to the composition of the mortar and the adhesives and the observance of the setting times, up to the final cleaning operations.

For laying, CRZ64 recommends for its own products the use of class C 2 adhesives in accordance with the European standards – EN 12004.

It is, however, possible for small size tiles (max. 30 x 30) to carry out the laying using traditional methods with cement mortar by increasing the cement dusting (5+-8 kg/ m2).

It is always preferable to lay the material with open joints even for rectified products (at least 2mm). This system, apart from being the only one permitted in some countries, allows the coefficient of elasticity of the lining layer to be reduced, lowering the risk of raising or detaching.

## POSE

Outre la qualité du produit, l'exécution correcte de la pose des matériaux est fondamentale pour garantir un résultat final optimal et satisfaisant.

Il est important d'effectuer avec soin et professionnalisme toutes les phases qui vont de la préparation de fond, à la composition du mortier et des colles, au respect des temps de pose, jusqu'aux opérations finales de battage et nettoyage. CRZ64 conseille pour la pose de ses produits l'utilisation de colles en classe C 2 selon la réglementation européenne - EN 12004. Pour des formats de petites dimensions (max 30 x 30) il est toutefois possible d'effectuer la pose de façon traditionnelle, avec du mortier de ciment, en augmentant la poudre de ciment (5+-8 kg/ m²). Il est toujours préférable de réaliser des poses à joint ouvert pour les produits rectifiés (au moins 2 mm). Ce système est non seulement le seul autorisé dans certains pays, mais permet aussi de réduire le module d'élasticité de la couche de revêtement en réduisant les risques de soulèvement et de détachement.

## VERLEGUNG

Die richtige Verlegung des Materials ist neben der Qualität des Produkts ausschlaggebend für ein gutes und zufriedenstellendes Endresultat.

Wichtig ist die sorgfältige und fachgerechte Ausführung der einzelnen Schritte, wie Vorbereiten des Untergrunds, Anmischen der Mörtel und Kleber, Einhalten der Reifezeiten, Einklopfen und Erstreinigung.

Die Firma CRZ64 empfiehlt zur Verlegung ihrer Produkte Kleber der Klasse C2 gemäß Europannorm EN 12004.

Für Kleinformate (max. 30 x 30) ist auch die herkömmliche Verlegung mit Zementmörtel (5+-8 kg/ m2) und einer Puderschicht aus Zement möglich.

Man sollte immer eine Verlegung mit offener Fuge (min. 2 mm), auch bei rektifizierten Fliesen vorziehen. Dieses System ist in einigen Ländern sogar Vorschrift. Es ermöglicht die Reduzierung des Elastizitätsmoduls des Belags und vermindert die Gefahr, dass sich die Fliesen heben oder lösen.

## COLOCACIÓN

La ejecución correcta de la colocación del material es fundamental - tan importante como la calidad del producto - para garantizar un resultado final óptimo y satisfactorio. Es importante llevar a cabo con esmero y profesionalidad todas las fases que van desde la preparación de la base del solado hasta la composición de la mezcla y los materiales aglomerantes, la observación de los tiempos de maduración y secado, y las operaciones finales de percusión y limpieza. CRZ64, para la colocación de sus productos, aconseja el uso de aglomerantes de la clase C 2 de acuerdo con la normativa europea EN 12004. En el caso de formatos de tamaño pequeño (máximo 30 x 30), de todas maneras, se puede efectuar la colocación de forma tradicional, con mortero a base de cemento incrementando las proporciones de cemento (5+-8 kg/m2). Será siempre preferible llevar a cabo colocaciones dejando juntas abiertas incluso para productos rectificadas (al menos 2 mm). Este sistema, además de ser el único admitido en algunos países, permite reducir el módulo de elasticidad de la capa de revestimiento reduciendo así el riesgo de levantamiento o despegue.

## УКЛАДКА

Не только качество продукта, но и правильная укладка материала являются чрезвычайно важными для гарантии оптимального и удовлетворительного результата. Важно тщательно и профессионально выполнять все этапы: от подготовки основы до замеса раствора и клея, до соблюдения сроков созревания, вплоть до конечных операций прибивки и очистки.

Для укладки своей продукции компания CRZ64 рекомендует использовать клеи класса C2, соответствующие европейской норме EN 12004. В любом случае, для форматов небольших размеров (макс. 30 x 30) можно выполнять укладку традиционным образом, на цементный раствор, увеличивая содержание цемента (5+-8 кг/м²).

Всегда рекомендуется выполнять укладку с открытым швом даже для калиброванной продукции (не менее 2 мм). Эта система, помимо того, что она является единственной, допустимой в некоторых странах, позволяет снизить модуль упругости облицовочного слоя, уменьшая опасность подъема или отслоения пола.

# Consigli di Manutenzione

Advice for Maintenance / Conseil d'entretien / Pflegehinweise / Consejos de mantenimiento

TIPO DI SPORCO TYPE OF MARK/TYPO DE SALISSURESCHMUTZART/TIPO DE SUCIEDAD/TИП ЗАГРЯЗНЕНИЯ	DETERGENTE CONSIGLIATO DETERGENT RECOMMENDED/DETERGENT CONSEILLE EMPFOHLENE REINIGUNGSMITTEL/DETERGENTE ACONSEJADO РЕКОМЕНДУЕМОЕ МОЮЩЕЕ СРЕДСТВО		
	Solvente (acetone o acquaragia o trielina) Solvent Solvant Lösemittel Solvente Растворитель (ацетон или скипидар или разбавитель)	Detergente a base acida Acid based detergent Detergent a base acide Reinigungsmittel auf saurebasis Detergente de base ácida Моющее средство на кислотной основе	Detergente a base alcalina Alkaline based detergent Detergent a base alcaline Reinigungsmittel auf alkalibasis Detergente de base alcalina Моющее средство на щелочной основе
BIRRA/VINO BEER/BIER/WINE/WEIN/BIERE/VIN/CERVEZA/VINO/ПИВО/ВИНО			FILA PS <sub>67</sub>
CAFFÈ COFFEE/CAFE/KAFFEE/CAFÉ/КОФЕ			FILA PS <sub>67</sub>
CATRAME TAR/GOUDRON/TEER/ALQUITRAN/ТУДРОН	FILA SOLV		
CAUCCIÙ RUBBER/CAOUTCHOUC/KAUTSCHUK/CAUCHO/КАУЧУК	FILA SOLV		
CEMENTO CEMENT/CIMENT/ZEMENT/CEMENTO/ЦЕМЕНТ		DETERDEK	
CERA DI CANDELA CANDLE WAX/CIRE DE BOUGIE/KERZENWACHS/CERA DE VELA/СВЕЧНОЙ ВОСК	FILA SOLV		
COCA COLA COKE/COCA-COLA/COCA-COLA/COCA-COLA/КОКА-КОЛА			FILA PS <sub>67</sub>
EFFLORESCENZE CALCAREE CALCAREOUS EFFLORESCENCES/EFFLOURESCENCES CALCAIRES/KALK AUSBLUEHUNGEN/EFFLORESCENCIAS CALCAREAS/ИЗВЕСТКОВЫЕ ПРОЯВЛЕНИЯ		DETERDEK	
GESSO CHALK/PLATRE/GIPS/YESO/ТИПС		DETERDEK	
GRASSI ANIMALI ANIMAL FATS/GRAISSES ANIMALES/TIERISCHE FETTE/GRASAS ANIMALES/ЖИВОТНЫЙ ЖИР			FILA PS <sub>67</sub>
GRASSI VEGETALI VEGETABLE FATS/GRASAS VEGETALES/PFLANZLICHE FETTE GRAISSES VEGETALES/РАСТИТЕЛЬНЫЙ ЖИР			FILA PS <sub>67</sub>
GELATO ICECREAM/GLACEIS/HELADO/МОРОЖЕНОЕ			FILA PS <sub>67</sub>
INCHIOSTRI INKS/ENCRE/TINTE/TINTAS/ЧЕРНИЛА			FILA PS <sub>67</sub> - SR <sup>95</sup>
LAMPOSTIL FELT PENS/FEUTRE/FILZSTIFT/ROTULADORES/ФЛОМАСТЕР			FILA PS <sub>67</sub>
KETCH-UP/КЕТЧУП			FILA PS <sub>67</sub>
MAIONESE MAYONNAISE/MAYONNAISE/MAJONASE/MAYONESA/МАЙОНЕЗ			FILA PS <sub>67</sub>
MARMELLATA JAM/CONFITURE/MARMELADE/MERMELADA/ВАРЕНЬЕ			FILA PS <sub>67</sub>
OLII MECCANICI MECHANICAL OILS/HUILES MECANIQUES/MASCHINOLE/ACEITES MECANICOS/МЕХАНИЧЕСКИЕ МАСЛА	FILA SOLV		FILA PS <sub>67</sub>
OLII SILICONATI SILICONE OILS/HUILES SILICONEES/SILIKONOEL/ACEITES CON SILICONA/СИЛИКОНОВЫЕ МАСЛА	FILA SOLV		FILA PS <sub>67</sub>
OLIO DI LINO LINSEED OIL/HUILE DE LIN/LEINOEL/ACEITE DE LINO/ЛЬНЯНОЕ МАСЛО	FILA SOLV		
PNEUMATICO TYRES/PNEUMATIQUE/REIFEN/NEUMATICO/СЛЕДЫ ШИН			FILA PS <sub>67</sub>
RESIDUI METALLICI METAL RESIDUES/RESIDUS DE METAUX/METALLRUECKSTAENDE/RESIDUOS METALICOS/СЛЕДЫ МЕТАЛЛОВ		DETERDEK	
RESINE O SMALTI RESINS OR ENAMELS/RESINES OU EMAUX/HARZE ODER LACKE/RESINAS O ESMALTES/СМОЛЫ ИЛИ ЭМАЛИ		FILA NO PAINT STAR	
ROSSETTO LIPSTICK/ROUGE A LEVRES/LIPPENSTIFT/PINTALABIOS/ПОМАДА			FILA PS <sub>67</sub>
RUGGINE RUST/ROUILLE/ROST/HERRUMBRE/РЖАВЧИНА		DETERDEK	
STUCCO PLASTER/MASTIC/FUGENMASSE/ESTUCO/ЗАТИРКА		DETERDEK	
TEMPERE MURARIE WATER BASED WALL PAINT/TEMPERAS MURALES/MAUERANSTRICHE DETREMPES/КРАСКИ ДЛЯ СТЕН		DETERDEK	
SILICONE SILICONE/SILICONE/SILIKON/SILICONA/СИЛИКОН	FILA SOLV		
CHEWING-GUM CHEWING-GUM/CHEWING-GUM/KAUGUMMI/GOMA DE MASCAR/ЖЕВАТЕЛЬНАЯ РЕЗИНКА			FILA PS <sub>67</sub>

## ATTENZIONE!

Usare molta prudenza utilizzando acidi o altri prodotti chimici, attenersi scrupolosamente alle istruzioni indicate dai produttori sulle confezioni. Si consiglia di cominciare sempre ad utilizzare i prodotti diluiti in acqua 1:5 e di aumentare gradualmente la concentrazione se non si ottiene l'eliminazione della macchia.

## NOTE!

Be very careful when using acids or other chemical products and strictly follow the manufacturer's instructions on the product. It is always advisable to begin using the products diluted 1:5 in water and gradually increase the concentration if the mark or stain is not eliminated.

## ATTENTION!

Soyez très prudent lorsque vous employez des acides ou autres produits chimiques; suivez scrupuleusement les modes d'emploi des fabricants sur les emballages. Il est conseillé de commencer toujours à utiliser les produits dilués dans de l'eau (dilution 1:5) en augmentant graduellement la concentration si l'on n'obtient pas l'élimination de la tache.

## ACHTUNG!

Bei der Verwendung von Säuren oder anderen chemischen Produkten sollte man sich strikt an die Anweisungen des Herstellers auf den Verpackungen halten. Es wird empfohlen, die Produkte immer erst verdünnt (im Verhältnis 1:5 mit Wasser) zu verwenden und dann schrittweise die Konzentration zu erhöhen, wenn der Fleck sich nicht entfernen lässt.

## ATENCIÓN!

Proceder con mucha prudencia al utilizar ácidos u otros productos químicos y respetar rigurosamente las instrucciones indicadas por los productores en los envases. Se aconseja comenzar siempre utilizando los productos diluidos en agua 1:5 y aumentar gradualmente la concentración si no se obtiene la eliminación de la mancha.

## ВНИМАНИЕ!

Будьте чрезвычайно осторожными, используя кислоты или другие химические продукты, тщательно придерживайтесь инструкций, указанных производителями на упаковках. Рекомендуется всегда использовать продукты, разбавленные в воде в пропорции 1:5, и постепенно повышать концентрацию, если пятно не выводится.

## ISTRUZIONI PER LA PRIMA PULIZIA DOPO LA POSA

L'accuratezza e la tempestività della pulizia iniziale è di basilare importanza; è necessaria su tutte le tipologie di pavimentazione ceramica al fine di garantire un'agevole pulizia quotidiana.

Nel caso in cui venisse trascurata e non effettuata potrebbero insorgere anomalie che impedirebbero di mantenere pulito il pavimento nonostante una buona manutenzione quotidiana. E' necessario lavare accuratamente il pavimento per rimuovere i residui cementizi e di stuccatura.

Per stucchi di tipo cementizio occorre attendere non più di 48 ore prima di effettuare la pulizia, per stucchi additivi con lattice o epossidici occorre effettuare molto rapidamente la pulizia in quanto l'indurimento dei componenti ne renderebbe molto difficoltosa la rimozione.

I prodotti indicati per questo tipo di pulizia devono essere di natura acida (vedi tabella esemplificativa).

Per realizzare la pulizia seguire i passaggi elencati sotto:

- Stesura del prodotto acido (DETERDEK® Fila) diluito in soluzione variabile da 10 a 20% sulla superficie.
- Attendere 7/10 minuti
- Effettuare la pulizia esercitando una decisa azione meccanica; utilizzare strumenti di pulizia manuale o adeguate macchine lavapavimenti (si consiglia l'utilizzo di macchine lava-pavimenti dotate di spazzole bianche in feltro; evitare l'utilizzo di spazzole nere a residuo carbonioso). L'operazione di lavaggio deve essere il più possibile omogenea.
- Neutralizzare la soluzione acida con abbondante risciacquo, possibilmente con acqua calda. Il risciacquo deve essere effettuato più volte fino alla completa rimozione di tutto il residuo acido.

Per agevolare l'esecuzione della pulizia acida iniziale si consiglia di utilizzare un apposito dispositivo aspira-liquidi allo scopo di evitare l'essiccazione della soluzione acqua-acido, la patina essiccata della soluzione renderebbe vana l'operazione di pulizia.

Per prodotti strutturati, con rilievi pronunciati o finiture anticivolo il lavaggio acido deve essere effettuato con la massima rapidità dopo la posa. Prima del lavaggio acido, durante la posa, si consiglia di rimuovere gli eccessi di stuccatura con spugna e acqua.

Si consiglia di provare preventivamente il lavaggio su una piastrella non posata, in particolar modo in caso di prodotti lappati o levigati.

## PROTEZIONE DEL PAVIMENTO FINO A TERMINE DEI LAVORI

Dopo la posa e la successiva pulizia, raccomandiamo di prestare particolare attenzione alla protezione del pavimento, per evitare di danneggiarlo durante i lavori di finitura del cantiere. Si consiglia di ricoprire l'intera superficie con cartoni di spessore adeguato.

## ISTRUZIONI PER LA PULIZIA ORDINARIA

I prodotti sono di facile manutenzione, a conferma del nostro impegno verso l'ambiente. Le modalità e la frequenza di pulizia devono comunque essere adeguate alla destinazione d'uso.

Per una efficace manutenzione si consiglia:

1. Di non lasciare lo sporco troppo a lungo sul pavimento
2. Di lavare regolarmente il pavimento utilizzando detergenti neutri o sgrassatori diluiti in acqua calda seguendo le indicazioni delle confezioni (FILA CLEANER® Fila)
3. Risciacquare con acqua pulita

## ISTRUZIONI PER LA PULIZIA STRAORDINARIA

La manutenzione straordinaria si rende necessaria nel caso in cui eventi accidentali causino macchie e/o sporco dovuto a particolari sostanze. In questi casi occorre intervenire con detergenti professionali a base alcalina specifici per il tipo di sporco da rimuovere (vedi tabella esemplificativa) Per una efficace pulizia straordinaria si consiglia di:

1. Lavaggio con acqua per rimozione dello sporco superficiale
2. Stesura del prodotto alcalino (PS87 Fila) diluito in soluzione media del 3% sulla superficie. Per situazioni di difficile rimozione delle patine o di particolari agenti macchianti è possibile aumentare progressivamente la concentrazione del detergente.
3. Attesa di 7/10 minuti. Per agenti macchianti di difficile rimozione è possibile aumentare l'effetto abrasivo utilizzando un sapone secco in polvere da spargere sul detergente al termine del periodo di attesa.
4. Effettuare la pulizia esercitando una decisa azione meccanica. Utilizzare strumenti di pulizia manuale o adeguate macchine lavapavimenti (si consiglia l'utilizzo di macchine lava-pavimenti dotate di spazzole bianche in feltro; evitare l'utilizzo di spazzole nere a residuo carbonioso). L'operazione di lavaggio deve essere il più possibile omogenea.
5. Effettuare abbondante risciacquo, possibilmente con acqua calda. Il risciacquo deve essere effettuato più volte fino alla completa rimozione di tutto il residuo.

## INSTRUCTIONS FOR INITIAL CLEANING AFTER INSTALLATION

Quick, thorough initial cleaning is of fundamental importance and is necessary on all types of ceramic tile to allow easy subsequent daily cleaning.

In the event of the failure to carry out this procedure properly, smears may be left which make it impossible to keep the floor clean in spite of thorough routine cleaning.

The floor must be washed thoroughly to remove cement and grout residues.

For cement-based grouts, clean within no more than 48 hours. For grouts containing latex or epoxy resins, cleaning must be carried out very quickly, since the components are very difficult to remove once set.

The recommended products for this type of cleaning are acid-based (see table of examples).

To clean, proceed as follows:

- Apply the acid product (Fila DETERDEK® ) diluted in a 10-20% solution to the surface.
- Wait 7/10 minutes.
- Clean with a vigorous scrubbing action, with suitable equipment by hand, or appropriate floor cleaning appliances (floor cleaners fitted with white felt brushes are recommended; do not use black brushes which leave a carbon residue). Take care to clean the whole floor as evenly as possible.
- Neutralise the acid solution by washing with plenty of water, hot if possible. Keep rinsing until all acid residue has been removed.

To aid in the initial acid cleaning operation, use of a special vacuum drier is recommended to prevent the water-acid solution from drying; if the solution dries to form a coating over the surface, the cleaning procedure will have failed.

For structured products, with noticeable relief patterns or anti-slip surfaces, acid washing must be carried out as soon as possible after installation. Before washing with acid, excess grout should be removed with a sponge and water during the installation procedure itself.

The effect of the washing operation should be tested on a spare tile before proceeding, especially in the case of honed or polished products.

## PROTECTING THE FLOOR DURING THE REMAINDER OF THE CONSTRUCTION WORK

After laying and cleaning, it is essential to take special care to protect the floor to prevent damage during finishing works on the site. The entire surface should be covered with cardboard of suitably thickness.

## ROUTINE CLEANING INSTRUCTIONS

products are easy to care for, confirming our commitment to the environment. However, cleaning procedures and frequency will always depend on the context in which the tiles are used. For effective care, we recommend the following:

1. Do not leave dirt on the floor for too long
2. Wash the floor regularly with neutral or degreasing detergents diluted in hot water, following the instructions on the pack (Fila FILA CLEANER® )
3. Rinse with clean water.

## EXTRAORDINARY CLEANING INSTRUCTIONS

Extraordinary cleaning procedures are needed if the floor becomes stained or dirty with specific substances due to accidents. In this case, professional, alkaline detergents, specifically developed for the type of dirt to be removed (see table of examples), are required.

For effective extraordinary cleaning, we recommend the following:

1. Wash with water to remove superficial dirt
2. Apply the alkaline product (Fila PS87 ) diluted in a solution of about 3% to the surface. The detergent concentration can be gradually increased to deal with difficult cases where coatings have to be removed, or unusually tough stains.
3. Wait 7/10 minutes. For stubborn stains, the abrasive effect can be increased by using a dry powder soap, sprinkling it over the detergent at the end of the waiting time.
4. Clean with a vigorous scrubbing action. Use suitable equipment by hand, or appropriate floor cleaning appliances (floor cleaners fitted with white felt brushes are recommended; do not use black brushes which leave a carbon residue). Take care to clean the whole floor as evenly as possible.
5. Rinse with plenty of water, hot if possible. Keep rinsing until all residue has been removed.

## INSTRUCTIONS POUR LE PREMIER NETTOYAGE APRÈS LA POSE

Il est très important que le nettoyage initial soit effectué avec le plus grand soin et tout de suite après la pose, sur tous les types de carrelage céramique, afin de garantir un nettoyage quotidien facile. Si le nettoyage n'est pas bien fait, des auréoles pourraient se former et empêcher que le carrelage soit propre malgré un bon entretien quotidien. Laver soigneusement le carrelage pour enlever tous les résidus de ciment et de produit de jointoiment. Pour les ciments-joints, attendre moins de 48 heures avant de nettoyer, pour les adjuvants avec latex ou les joints époxy, effectuer le nettoyage très rapidement car si les composants durcissent leur enlèvement devient extrêmement difficile.

Les produits indiqués pour ce type de nettoyage doivent être de nature acide (voir tableau avec exemples).

Pour le nettoyage, procéder comme suit:

- Étaler sur la surface le produit acide (DETERDEK® Fila) dilué dans une solution variable de 10 à 20%.
- Attendre 7/10 minutes
- Effectuer le nettoyage en exerçant une action mécanique ferme; utiliser des instruments de nettoyage manuel ou des nettoyeurs appropriés (il est conseillé d'utiliser des nettoyeurs équipés de brosses blanches en feutre; éviter les brosses noires à résidu carboné). L'opération de lavage doit être le plus possible homogène.
- Neutraliser la solution acide avec un rinçage abondant, si possible à l'eau chaude. Le rinçage doit être fait plusieurs fois jusqu'à ce qu'il n'y ait plus du tout de résidu acide.

Pour faciliter le nettoyage acide initial, utiliser un dispositif approprié d'aspiration des liquides afin d'éviter le séchage de la solution eau-acide; la patine séchée de la solution rendrait inutile l'opération de nettoyage. Pour des produits structurés, avec des reliefs prononcés ou des finitions anti-dérapantes, le lavage acide doit être effectué le plus tôt possible après la pose. Avant le lavage acide, pendant la pose, enlever les surplus de produit de jointoiment avec une éponge et de l'eau. Il est conseillé de faire un essai avant le lavage sur un carreau non posé surtout dans le cas de produits rodés ou polis.

## PROTECTION DU CARRELAGE JUSQU'À LA FIN DES TRAVAUX

Après la pose et le nettoyage, faire très attention à la protection du carrelage pour éviter de l'endommager pendant les travaux de finition du chantier. Il est conseillé de couvrir toute la surface avec des cartons d'une épaisseur appropriée.

## INSTRUCTIONS POUR LE NETTOYAGE COURANT

Les produits sont d'un entretien facile ce qui confirme notre engagement pour la protection de l'environnement. Les modalités et la fréquence de nettoyage doivent être adaptées à la destination d'usage. Pour un entretien efficace, il est conseillé:

1. De ne pas laisser le carrelage sale trop longtemps
2. De laver régulièrement le sol en utilisant des détergents neutres ou des produits de dégraissage dilués dans de l'eau chaude en suivant les indications des conditionnements (FILA CLEANER® Fila)
3. De rincer à l'eau propre

## INSTRUCTIONS POUR LE NETTOYAGE EXTRAORDINAIRE

L'entretien extraordinaire s'avère nécessaire si des actions accidentelles causent des taches et/ou de la saleté due à des substances particulières. Dans ces cas, intervenir avec des détergents professionnels à base alcaline, spécifiques pour le type de saleté à nettoyer (voir tableau avec exemples). Pour un entretien extraordinaire efficace, il est conseillé:

1. De laver avec de l'eau pour enlever la saleté superficielle
2. D'étendre le produit alcalin sur la surface (PS87 Fila) dilué en solution moyenne de 3%. Si la patine ou les agents tachants particuliers sont difficiles à nettoyer, augmenter progressivement la concentration du détergent.
3. Attendre 7/10 minutes. Pour des agents tachants difficiles à enlever, augmenter l'effet abrasif en utilisant un savon sec en poudre à répandre sur le détergent à la fin de la période d'attente.
4. Effectuer le nettoyage en exerçant une action mécanique ferme. Utiliser des instruments de nettoyage manuel ou des nettoyeurs appropriés (il est conseillé d'utiliser des nettoyeurs équipés de brosses blanches en feutre; éviter les brosses noires à résidu carboné). L'opération de lavage doit être le plus possible homogène.
5. Rincer abondamment si possible avec de l'eau chaude. Le rinçage doit être fait plusieurs fois jusqu'à ce qu'il n'y ait plus du tout de résidu.

I COLORI E GLI EFFETTI RIPORTATI SUL PRESENTE CATALOGO SONO INDICATIVI PER I LIMITI CONSENTITI DALLA STAMPA;  
PER QUESTO NON POSSONO ESSERE VINCOLANTI E COSTITUIRE BASE PER EVENTUALI CONTESTAZIONI.

THE COLOURS AND THE EFFECTS ON THIS CATALOGUE ARE INDICATIVE DUE TO LIMITS OF THE PRINT;  
FOR THIS REASON, THEY CANNOT BE BINDING AND BE THE BASE FOR POSSIBLE CLAIMS.

CRZ64  
CERAMICA SENSIBILE ITALIANA

STAMPA GENNAIO 2020





Sede Comm. le (Uffici) e magazzino:  
Via Don Gian Battista Bini 3 - Fraz. Sant'Antonino  
42013 CASALGRANDE (RE) - Italia  
Tel. +39 0536 99 41 72 - Fax +39 0536 98 20 93  
info@crz64.com - www.crz64.com

A brand of

